

Trade of the Week

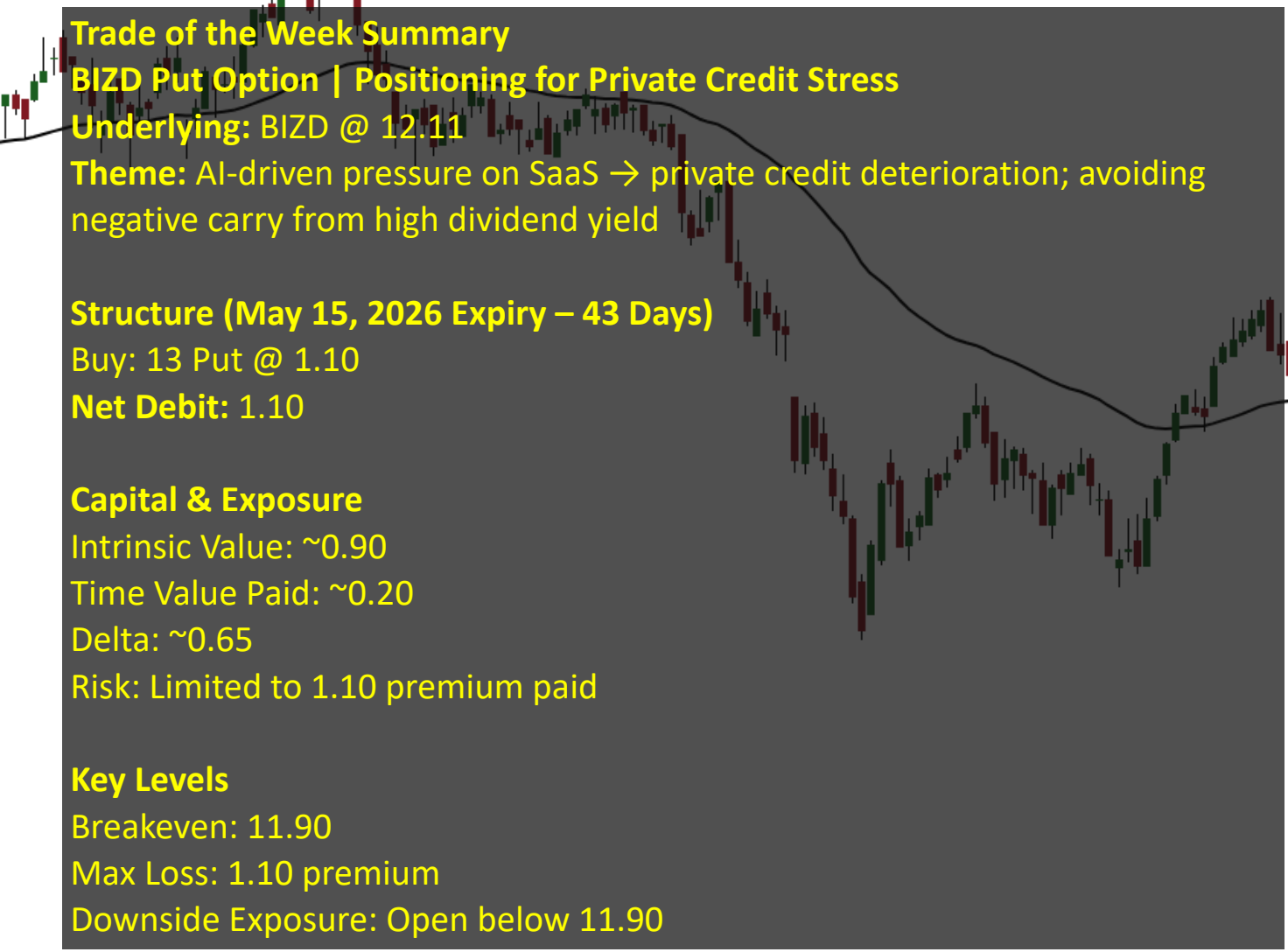
Thursday April 2, 2026



12.00 SELL 0.20 12.20 BUY

EMA 50 close 13.15

Trade of the Week – BIZD Short



Trade of the Week Summary
BIZD Put Option | Positioning for Private Credit Stress
Underlying: BIZD @ 12.11
Theme: AI-driven pressure on SaaS → private credit deterioration; avoiding negative carry from high dividend yield

Structure (May 15, 2026 Expiry – 43 Days)
 Buy: 13 Put @ 1.10
Net Debit: 1.10

Capital & Exposure
 Intrinsic Value: ~0.90
 Time Value Paid: ~0.20
 Delta: ~0.65
 Risk: Limited to 1.10 premium paid

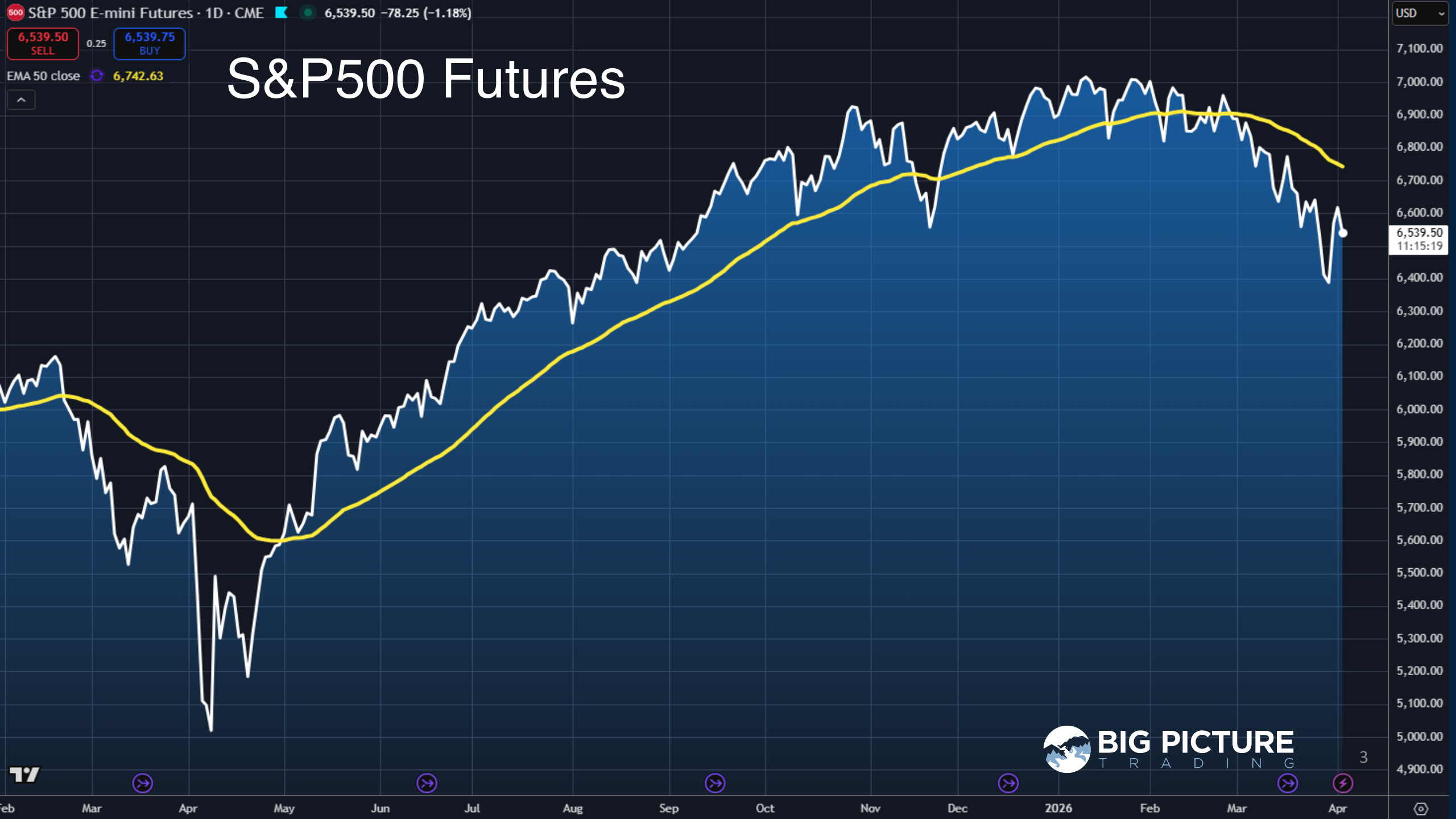
Key Levels
 Breakeven: 11.90
 Max Loss: 1.10 premium
 Downside Exposure: Open below 11.90

17.00
16.50
16.00
15.50
15.00
14.50
14.00
13.50
13.00
12.50
12.00

6,539.50 SELL 0.25 6,539.75 BUY

EMA 50 close 6,742.63

S&P500 Futures



USD

7,100.00
7,000.00
6,900.00
6,800.00
6,700.00
6,600.00
6,539.50
11:15:19
6,400.00
6,300.00
6,200.00
6,100.00
6,000.00
5,900.00
5,800.00
5,700.00
5,600.00
5,500.00
5,400.00
5,300.00
5,200.00
5,100.00
5,000.00
4,900.00



Feb Mar Apr May Jun Jul Aug Sep Oct Nov Dec 2026 Feb Mar Apr

100.135 SELL 0.000 100.135 BUY

US Dollar Index

EMA 50 close 98.928



100.135 13:14:48



107.86 SELL 0.01 107.87 BUY

EMA 50 close 81.91

Crude Oil Futures (Continuous)



USD
BLL
107.86
11:14:07



4,645.4 SELL 0.7 4,646.1 BUY

Gold Futures

EMA 50 close 4,799.2



4,645.6 11:13:41

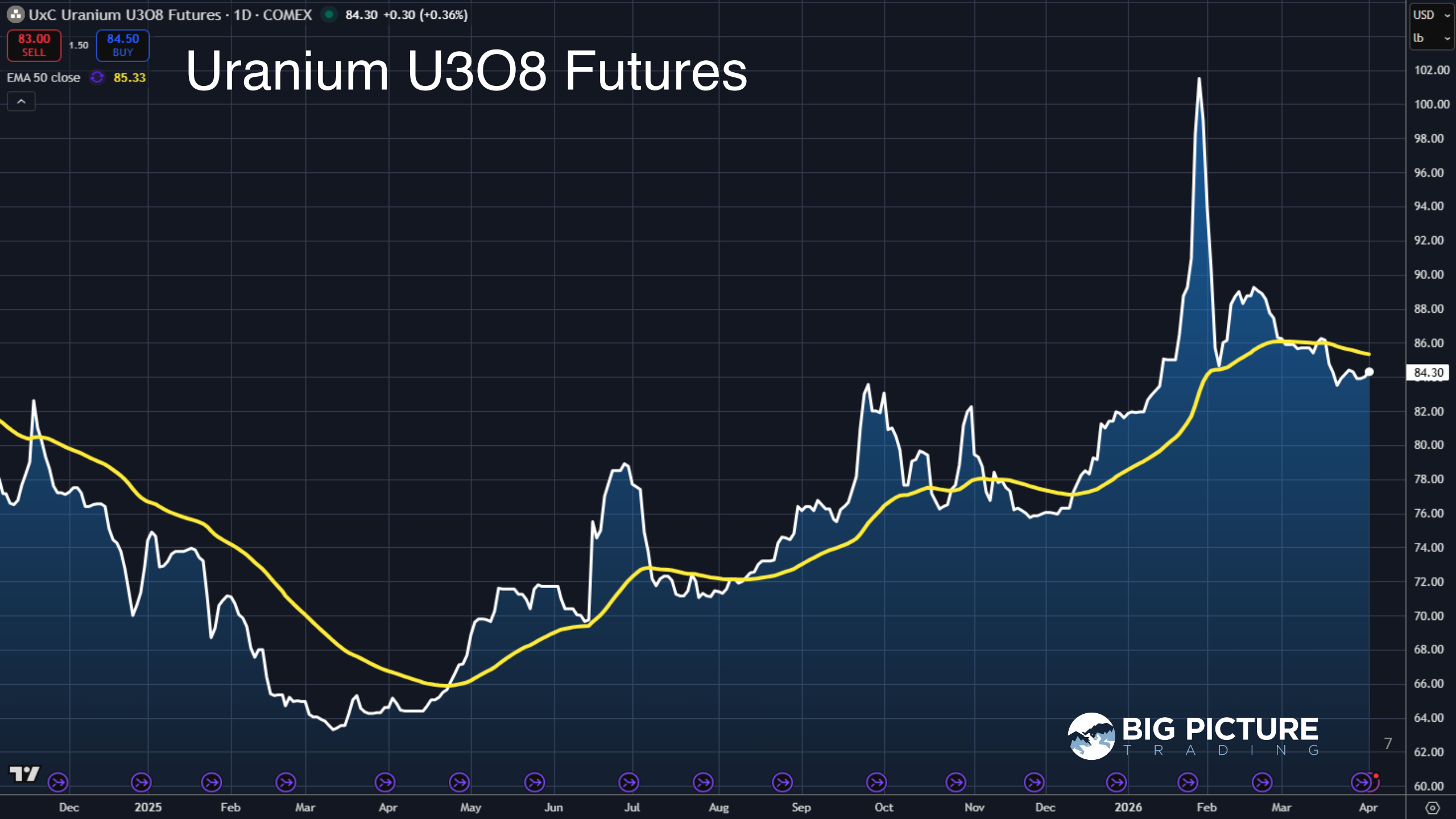


6



83.00 SELL 1.50 84.50 BUY
EMA 50 close 85.33

Uranium U3O8 Futures



102.00
100.00
98.00
96.00
94.00
92.00
90.00
88.00
86.00
84.30
82.00
80.00
78.00
76.00
74.00
72.00
70.00
68.00
66.00
64.00
62.00
60.00



4.380 SELL 0.037 4.417 BUY

10-year US Gov Treasury Yield

EMA 50 close 4.224%



%

4.850%

4.800%

4.750%

4.700%

4.650%

4.600%

4.550%

4.500%

4.450%

4.400%

4.368% 11:42:32

4.300%

4.250%

4.200%

4.150%

4.100%

4.050%

4.000%

3.950%

3.900%



8



A man with short brown hair, wearing a blue suit jacket over a white shirt, is sitting at a desk. His hands are clasped in front of him. He is looking directly at the camera with a serious expression. The background is a dark blue with glowing, curved lines and faint, semi-transparent financial data and charts, suggesting a trading or investment environment.

Trade along with Patrick

Become a Member Today

SIGN UP NOW!

Monthly Membership Includes:

- Daily “Macro Outlook” video
- Watch Patrick analyze and demonstrate trades LIVE during “Where’s the Trade”
- Daily LIVE Q&A
- Weekly position summary
- Hours of FREE educational videos and bootcamps
- Access to members only LIVE webinars

SIGN UP NOW!

