

A man with short brown hair, wearing a blue suit jacket over a white shirt, is shown from the chest up. His hands are clasped in front of him. He is looking directly at the camera with a neutral expression. The background is a dark blue gradient with glowing, curved lines and faint, semi-transparent financial data points and percentages scattered throughout. The overall aesthetic is professional and tech-oriented.

Trade of the Week

Thursday March 26, 2026

1.16025 SELL 0.00005 1.16030 BUY

EMA 50 close 1.17332

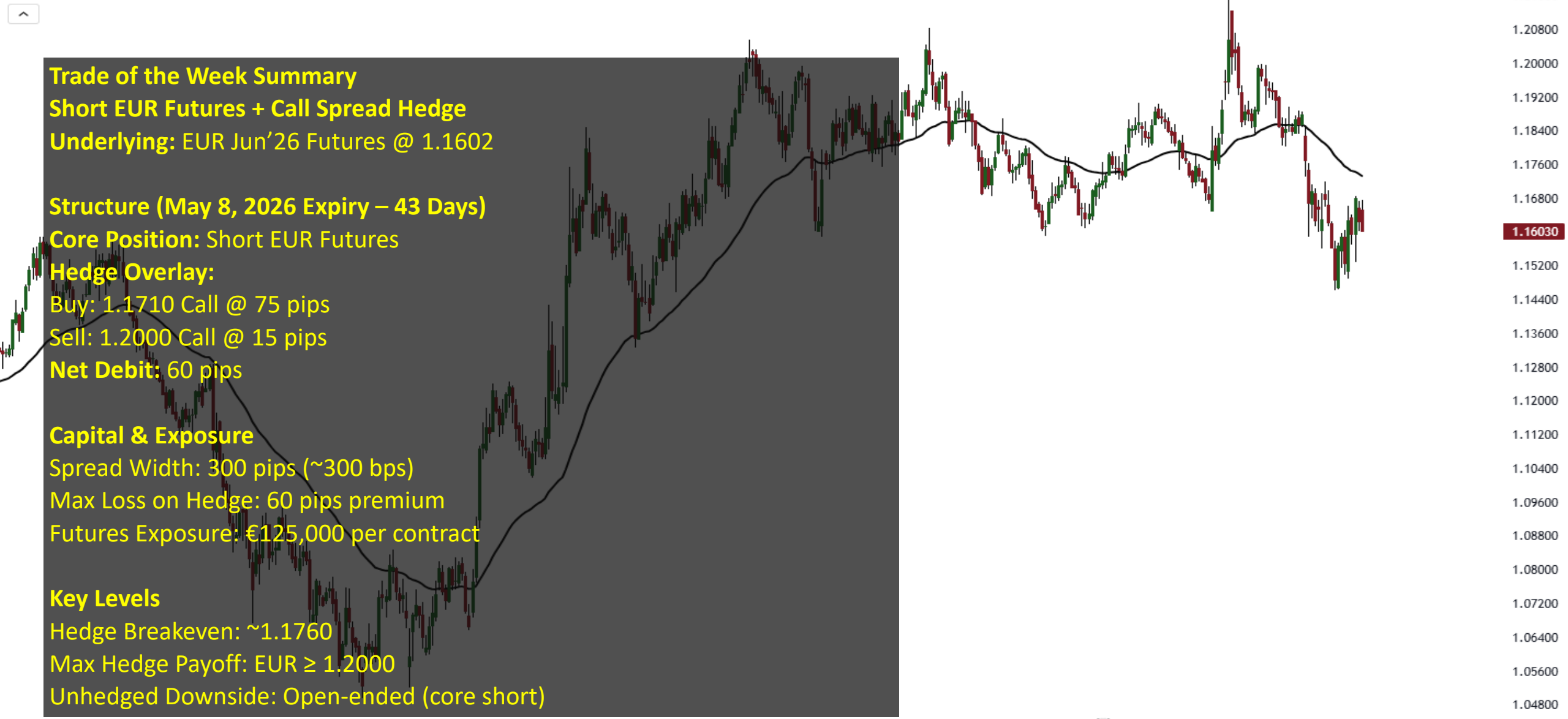
Trade of the Week – EUR Futures

Trade of the Week Summary
Short EUR Futures + Call Spread Hedge
Underlying: EUR Jun'26 Futures @ 1.1602

Structure (May 8, 2026 Expiry – 43 Days)
Core Position: Short EUR Futures
Hedge Overlay:
 Buy: 1.1710 Call @ 75 pips
 Sell: 1.2000 Call @ 15 pips
Net Debit: 60 pips

Capital & Exposure
 Spread Width: 300 pips (~300 bps)
 Max Loss on Hedge: 60 pips premium
 Futures Exposure: €125,000 per contract

Key Levels
 Hedge Breakeven: ~1.1760
 Max Hedge Payoff: EUR ≥ 1.2000
 Unhedged Downside: Open-ended (core short)



1.22400
 1.21600
 1.20800
 1.20000
 1.19200
 1.18400
 1.17600
 1.16800
1.16030
 1.15200
 1.14400
 1.13600
 1.12800
 1.12000
 1.11200
 1.10400
 1.09600
 1.08800
 1.08000
 1.07200
 1.06400
 1.05600
 1.04800
 1.04000

6,638.50
SELL

0.25

6,638.75
BUY

EMA 50 close 6,805.15

S&P500 Futures



6,638.75
06:14



3



99.653
SELL

0.000

99.653
BUY

EMA 50 close 98.635

US Dollar Index



110.000
109.000
108.000
107.000
106.000
105.000
104.000
103.000
102.000
101.000
100.000
99.653
02:05:34
99.000
98.000
97.000
96.000
95.000



91.35 SELL 0.03 91.38 BUY

EMA 50 close 76.70

Crude Oil Futures (Continuous)



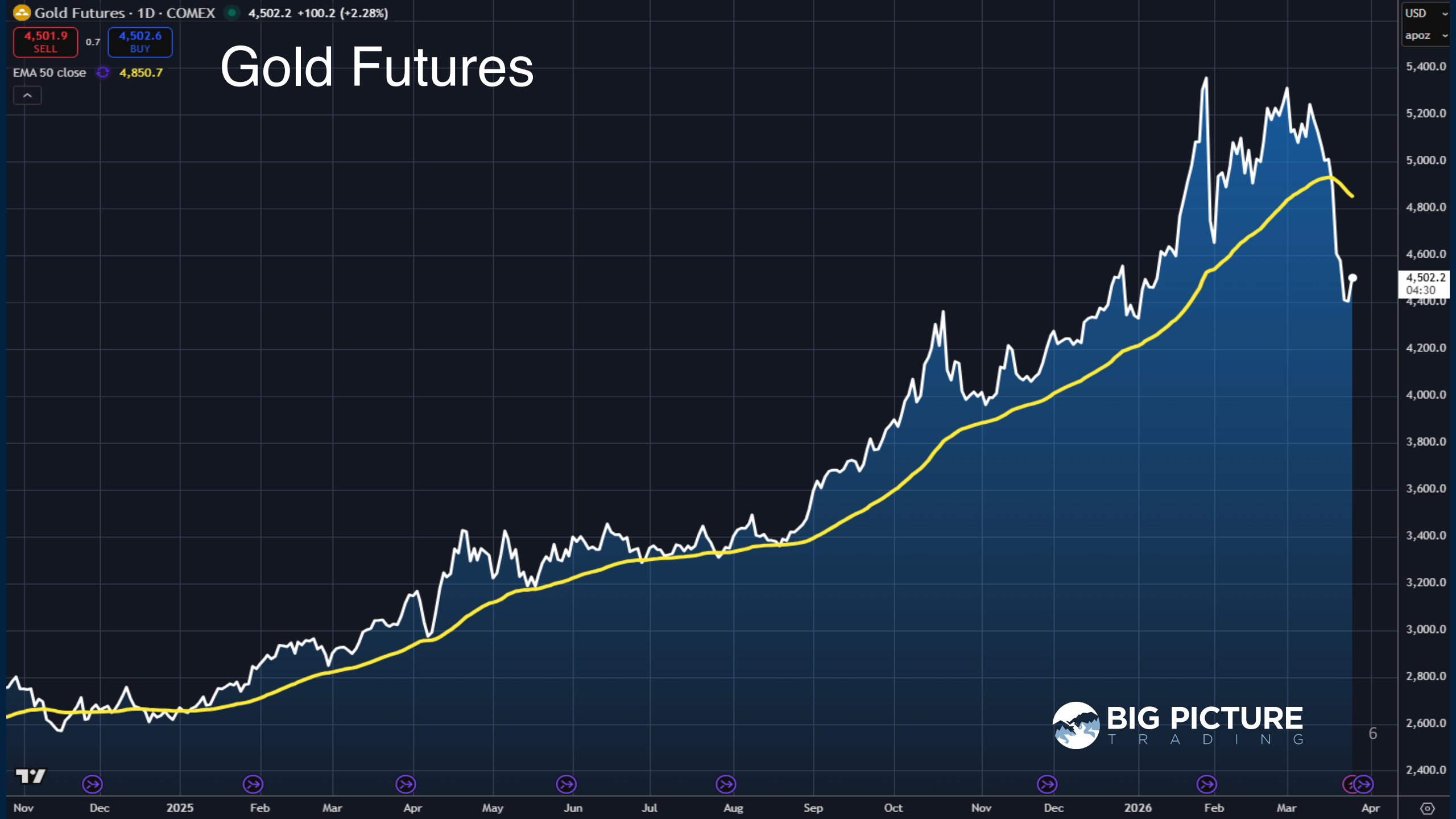
USD
 BLL
 100.00
 98.00
 96.00
 94.00
 92.00
 91.37
 04:56
 90.00
 88.00
 86.00
 84.00
 82.00
 80.00
 78.00
 76.00
 74.00
 72.00
 70.00
 68.00
 66.00
 64.00
 62.00
 60.00
 58.00
 56.00
 54.00
 52.00



4,501.9 SELL 0.7 4,502.6 BUY

EMA 50 close 4,850.7

Gold Futures

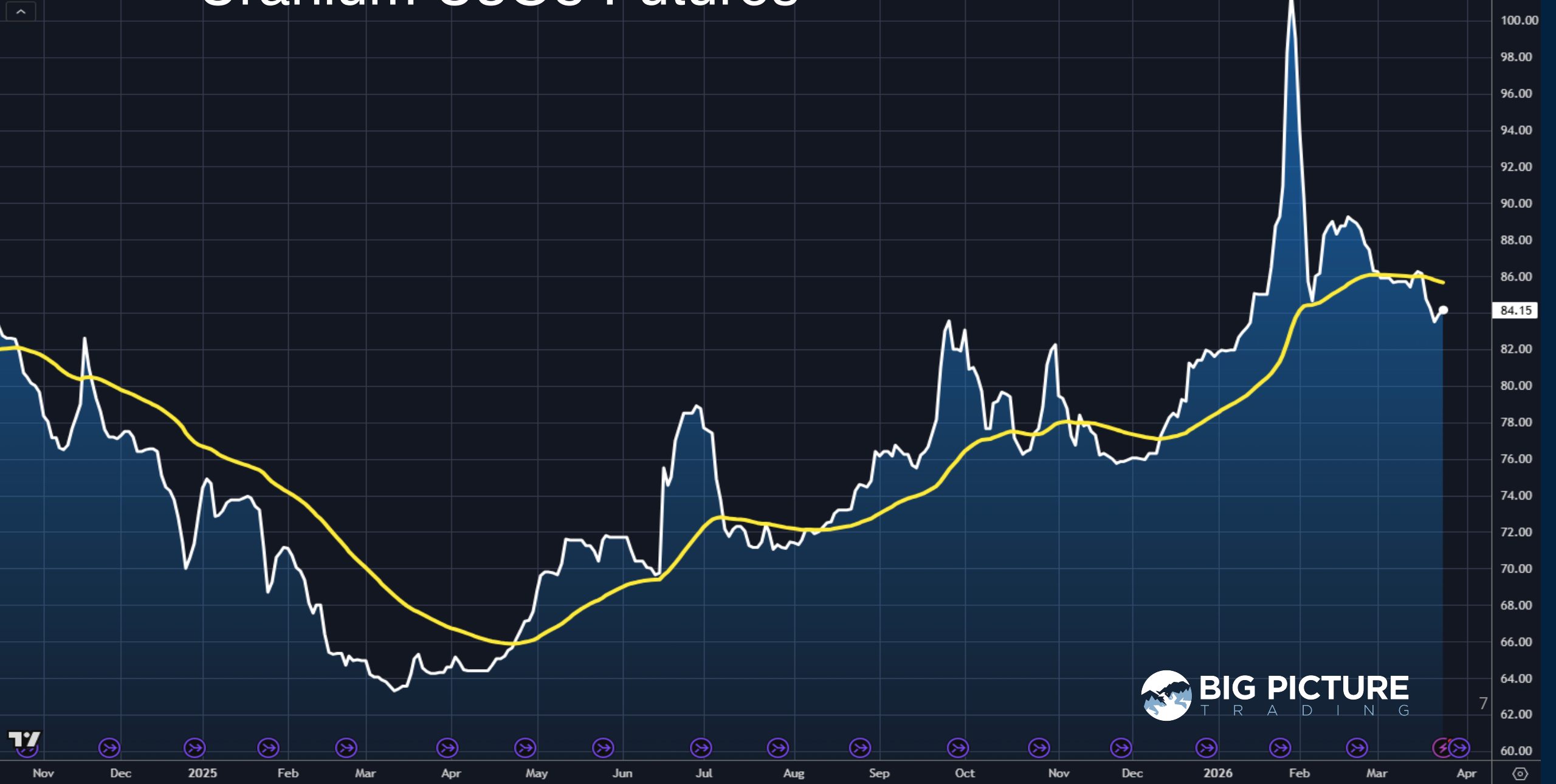


6

83.00 SELL 1.50 84.50 BUY

EMA 50 close 85.66

Uranium U3O8 Futures



4.375 SELL -0.002 4.373 BUY
EMA 50 close 4.186%

10-year US Gov Treasury Yield



8



A man with short brown hair, wearing a blue suit jacket over a white shirt, is sitting at a desk. His hands are clasped in front of him. He is looking directly at the camera with a neutral expression. The background is a dark blue with glowing, curved lines and faint, semi-transparent financial data points and percentages, suggesting a trading or investment environment.

Trade along with Patrick

Become a Member Today

SIGN UP NOW!

Monthly Membership Includes:

- Daily “Macro Outlook” video
- Watch Patrick analyze and demonstrate trades LIVE during “Where’s the Trade”
- Daily LIVE Q&A
- Weekly position summary
- Hours of FREE educational videos and bootcamps
- Access to members only LIVE webinars

SIGN UP NOW!

