



Trade of the Week

Thursday February 26, 2026

476.70
SELL

0.09

476.79
BUY

EMA 50 close 438.61



Trade of the Week

Trade of the Week Summary
 Long GLD with 90/120 Collar | Core Gold with Volatility Dampener
 Underlying: GLD @ 476
 Theme: Structural gold bid; maintain core exposure while dampening retest risk
 Structure (May 15, 2026 Expiry):
 Buy: 430 Put @ 8.00
 Sell: 575 Call @ 5.00
 Net Debit: 3.00
 Capital & Exposure
 Long GLD equity (delta-1 core exposure)
 Premium Outlay: \$3.00 per share (= \$300 per option set)
 Risk: Limited hedge cost; defined downside protection below 430 at expiry



Pre 476.80
 473.42
 470.00



6,961.50 SELL 0.25 6,961.75 BUY

EMA 50 close 6,906.86

S&P500 Futures



7,100.00
7,000.00
6,961.50
12:08:41
6,800.00
6,700.00
6,600.00
6,500.00
6,400.00
6,300.00
6,200.00
6,100.00
6,000.00
5,900.00
5,800.00
5,700.00
5,600.00
5,500.00
5,400.00
5,300.00
5,200.00
5,100.00
5,000.00
4,900.00



3

Feb Mar Apr May Jun Jul Aug Sep Oct Nov Dec 2026 Feb Mar

427.81
SELL

0.57

428.38
BUY

EMA 50 close ↻ 392.15

Semi Conductor ETF (SMH)



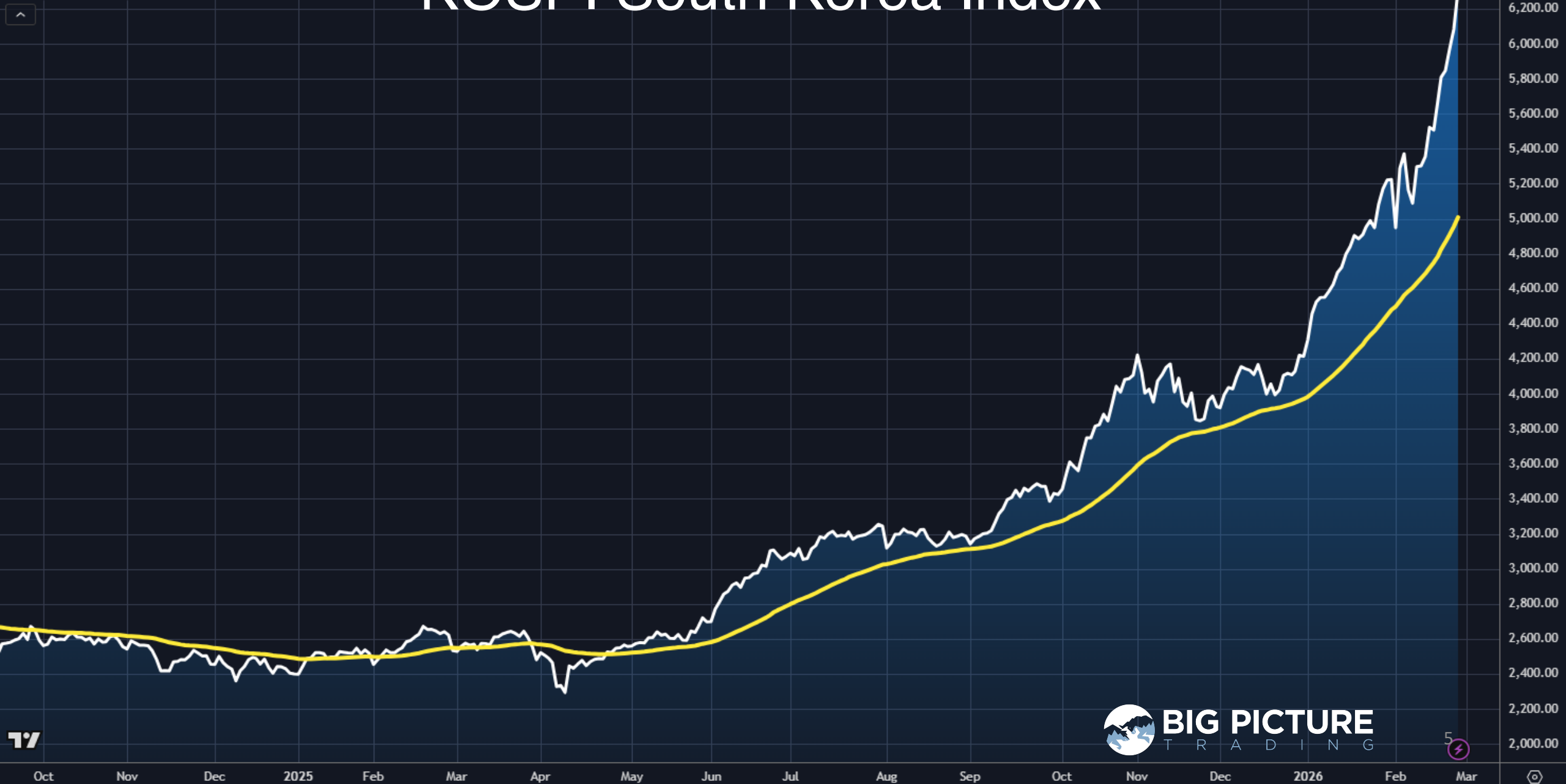
6,307.27
SELL

0.00

6,307.27
BUY

EMA 50 close 5,008.75

KOSPI South Korea Index



97.733
SELL

0.000

97.733
BUY

EMA 50 close 97.869

US Dollar Index



108.000

107.000

106.000

105.000

104.000

103.000

102.000

101.000

100.000

99.000

98.000

97.733
14:07:32

97.000

96.000

95.000



64.96 SELL 0.01 64.97 BUY
EMA 50 close 62.27

Crude Oil Futures (Continuous)



USD
BLL

74.00
73.00
72.00
71.00
70.00
69.00
68.00
67.00
66.00
64.97
12:06:58
64.00
63.00
62.00
61.00
60.00
59.00
58.00
57.00
56.00
55.00
54.00



7

5,202.5 SELL 0.3 5,202.8 BUY

Gold Futures

EMA 50 close 4,796.9



5,202.4 12:06:21

5,400.0

5,000.0

4,800.0

4,600.0

4,400.0

4,200.0

4,000.0

3,800.0

3,600.0

3,400.0

3,200.0

3,000.0

2,800.0

2,600.0

8



Mar

Apr

May

Jun

Jul

Aug

Sep

Oct

Nov

Dec

2026

Feb

Mar



91.50
SELL

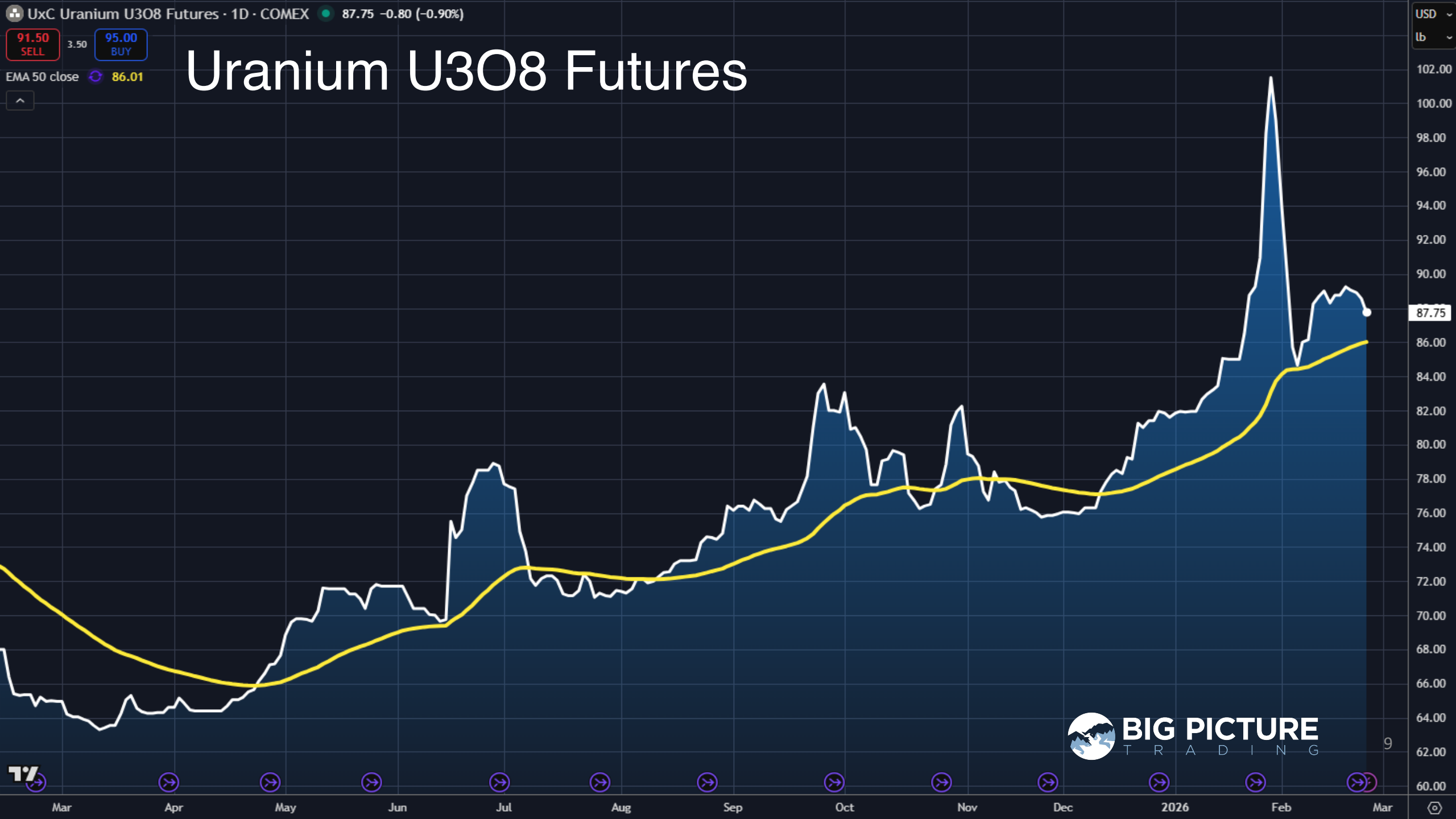
3.50

95.00
BUY

EMA 50 close 86.01

^

Uranium U3O8 Futures



USD
lb

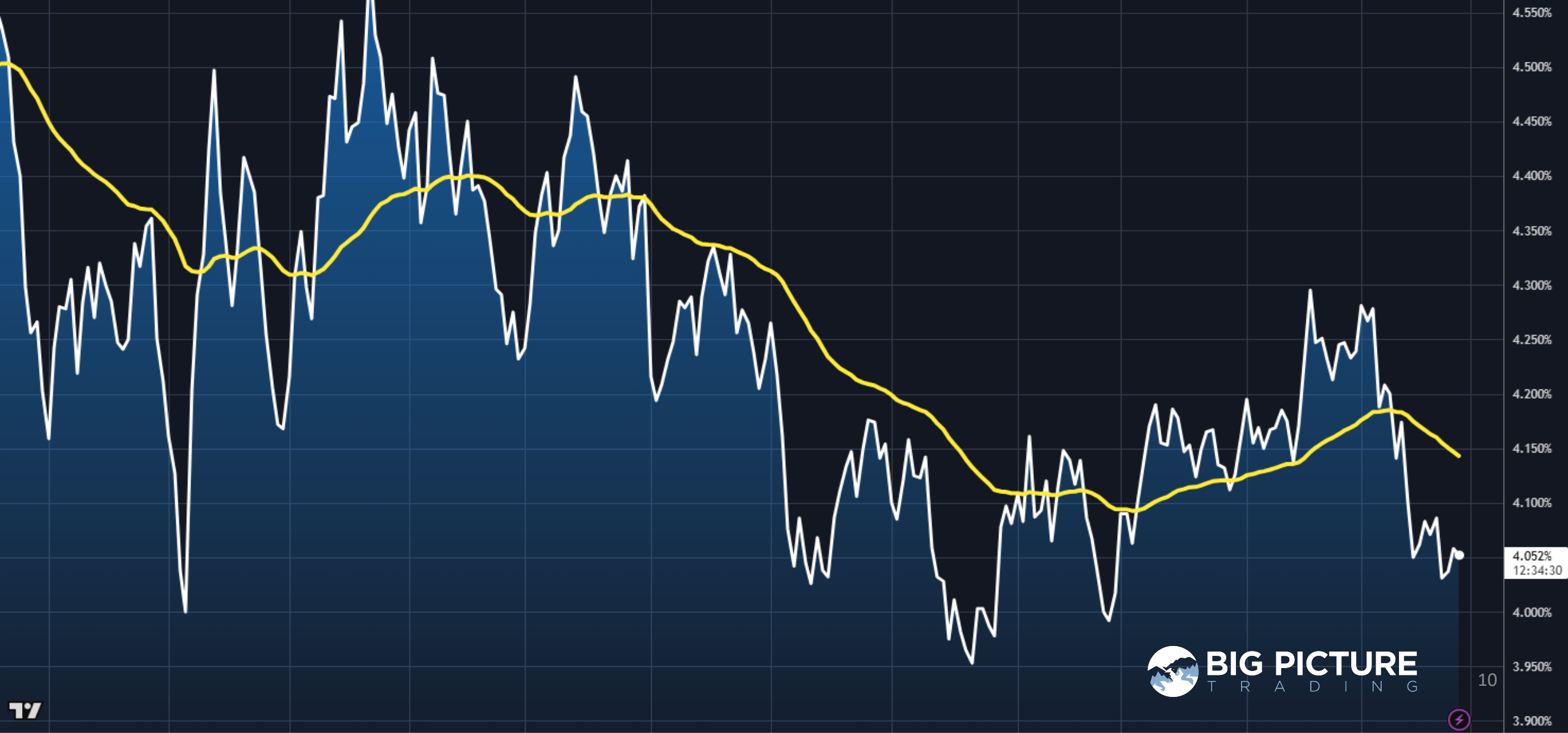
102.00
100.00
98.00
96.00
94.00
92.00
90.00
88.00
86.00
84.00
82.00
80.00
78.00
76.00
74.00
72.00
70.00
68.00
66.00
64.00
62.00
60.00



Mar Apr May Jun Jul Aug Sep Oct Nov Dec 2026 Feb Mar

4.081
SELL
-0.002
4.079
BUY
EMA 50 close 4.143%

10-year US Gov Treasury Yield



10



A man with short brown hair, wearing a blue suit jacket over a white shirt, is sitting at a desk. His hands are clasped in front of him. He is looking directly at the camera with a neutral expression. The background is a dark blue with glowing, curved lines and faint, semi-transparent financial data like percentages and numbers. The overall tone is professional and tech-oriented.

Trade along with Patrick

Become a Member Today

SIGN UP NOW!

Monthly Membership Includes:

- Daily “Macro Outlook” video
- Watch Patrick analyze and demonstrate trades LIVE during “Where’s the Trade”
- Daily LIVE Q&A
- Weekly position summary
- Hours of FREE educational videos and bootcamps
- Access to members only LIVE webinars

SIGN UP NOW!

