

# Trade of the Week

Thursday January 8, 2026



6,920.92 SELL 0.00 6,920.92 BUY

EMA 50 close 6,805.82

# Trade of the Week



### Rationale:

Darius' framework: **extreme crowded bullish positioning** → elevated risk of a 1–3 month correction  
 Cheap defined-risk hedge that monetizes a proper downside flush while only costing ~1% in carry

### Bottom Line:

“Give up 1% premium to insure against a 5–15% drawdown in an extremely crowded market.”

**Underlying:** S&P 500 Index — ~6,920

**Structure (Apr 16, 2026 Expiry):**

**Buy 6,600 put @ 106**

**Sell 5,900 put @ 36**

**Net Debit: 70 index points**

**Cost: ≈ 1% of index level**

**Hedge Profile:**

**95/85 put spread** → protection from ~-5% to ~-15%

**Spread Width: 700 points**

**Max Profit: 700 – 70 = 630 points**

**Reward / Risk: ~9 : 1** if SPX trades ≤ 5,900 at expiry

6,944.25 SELL 0.25 6,944.50 BUY

EMA 50 close 6,843.31

# S&P500 Futures



USD

7,100.00

7,000.00

6,944.50  
14:38:13

6,800.00

6,700.00

6,600.00

6,500.00

6,400.00

6,300.00

6,200.00

6,100.00

6,000.00

5,900.00

5,800.00

5,700.00

5,600.00

5,500.00

5,400.00

5,300.00

5,200.00

5,100.00

5,000.00

4,900.00



3

65.80 SELL 0.19 65.99 BUY

EMA 50 close 66.01

# MAG7 ETF



61.03  
SELL 0.00 61.03  
BUY

# Breadth of the Market Improving

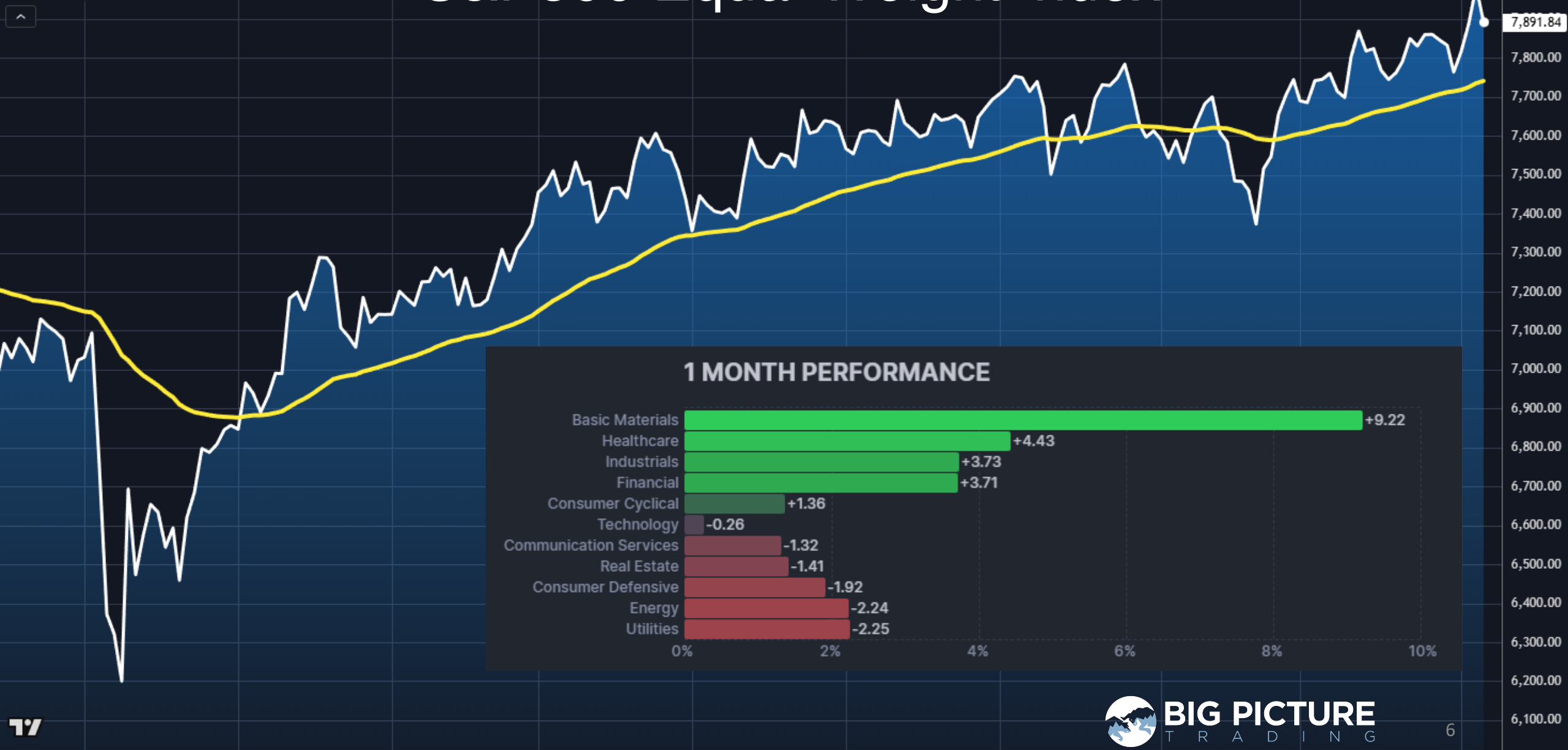
EMA 50 close 54.72



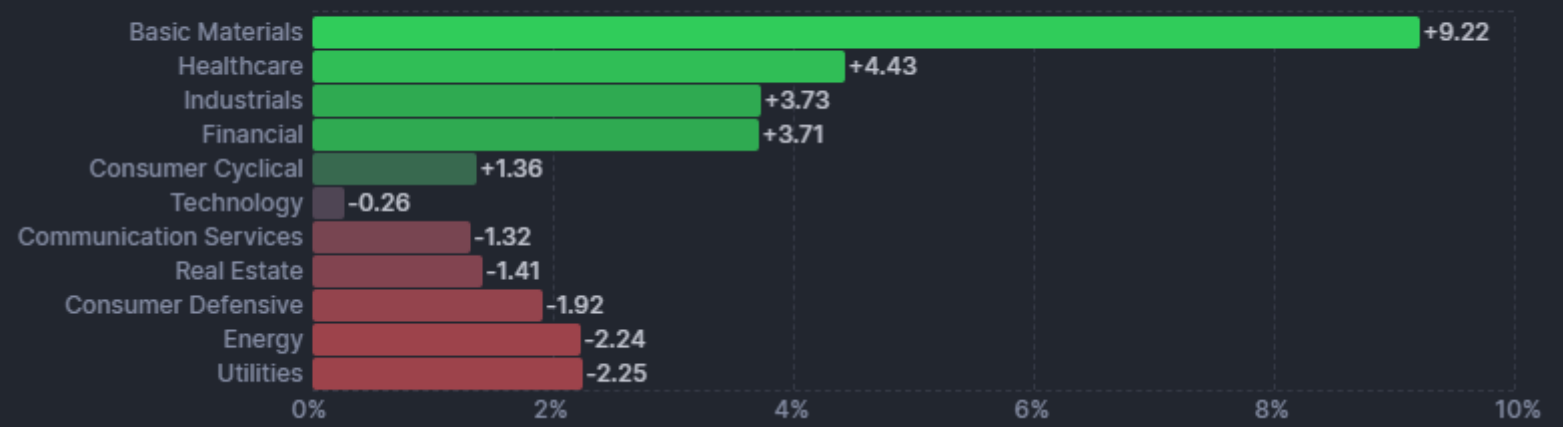
7,891.84  
SELL  
0.00  
7,891.84  
BUY

EMA 50 close 7,741.35

# S&P500 Equal Weight Index



## 1 MONTH PERFORMANCE



98.727  
SELL 0.000 98.727  
BUY

EMA 50 close 98.719

# US Dollar Index



56.22 SELL 0.01 56.23 BUY

# Crude Oil Futures (Continuous)

EMA 50 close 58.49



USD  
BLL

80.00  
78.00  
76.00  
74.00  
72.00  
70.00  
68.00  
66.00  
64.00  
62.00  
60.00  
58.00  
56.00

56.22  
14:29:22

8

54.00



4,443.8 SELL 0.2 4,444.0 BUY

EMA 50 close 4,249.7

# Gold Futures



USD  
apoz  
4,600.0  
4,500.0  
4,443.9  
14:29:01



91.50 SELL 3.50 95.00 BUY

EMA 50 close 78.93

# Uranium U3O8 Futures



USD  
lb  
106.00  
104.00  
102.00  
100.00  
98.00  
96.00  
94.00  
92.00  
90.00  
88.00  
86.00  
84.00  
82.00  
80.00  
78.00  
76.00  
74.00  
72.00  
70.00  
68.00  
66.00  
64.00  
62.00  
60.00



10

5.8380 SELL 0.0010 5.8390 BUY

# Copper Futures

EMA 50 close 5.4011



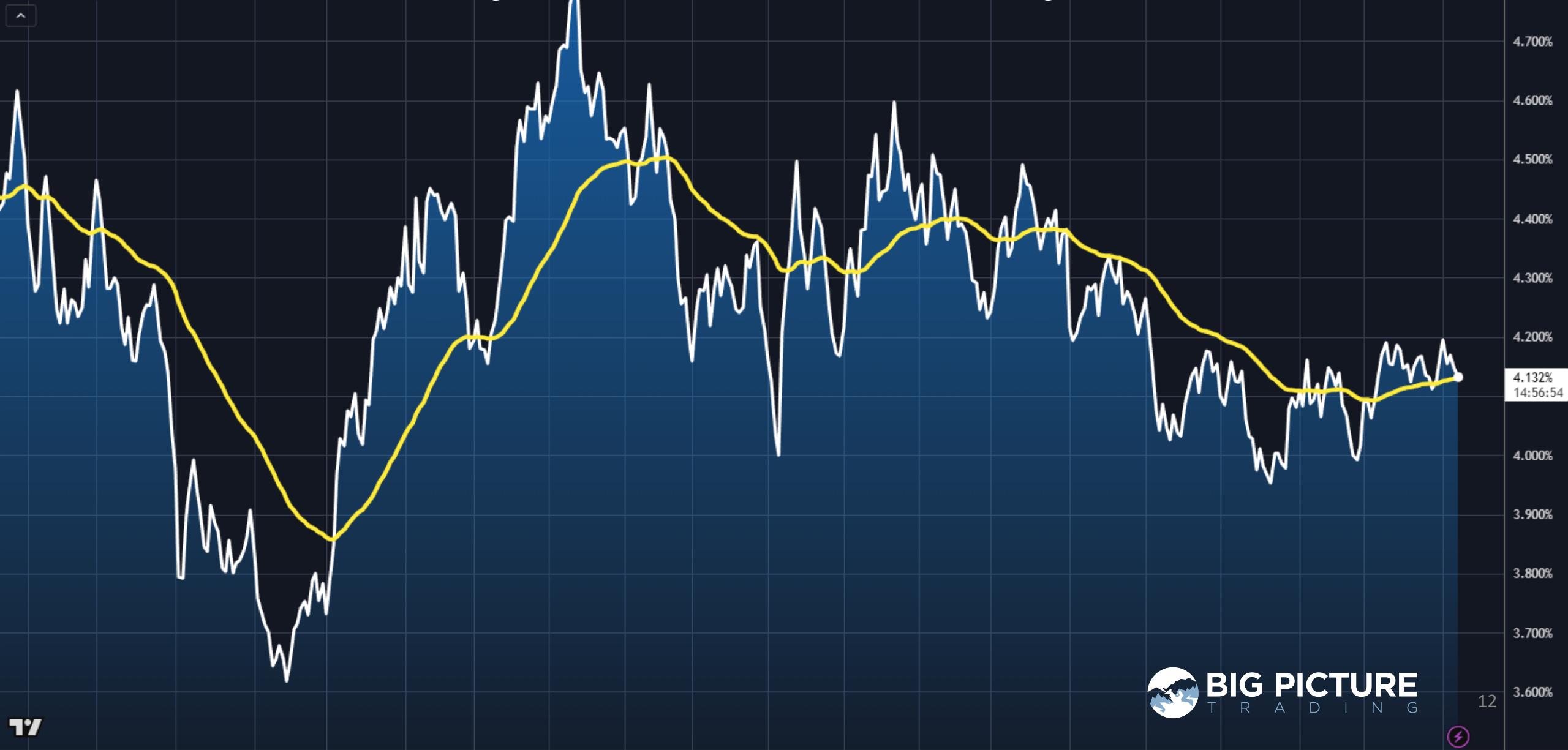
USD  
lb  
0.1250  
6.0000  
5.8750  
5.8380  
14:27:42  
5.7500  
5.6250  
5.5000  
5.3750  
5.2500  
5.1250  
5.0000  
4.8750  
4.7500  
4.6250  
4.5000  
4.3750  
4.2500  
4.1250  
4.0000  
3.8750



4.198  
SELL -0.002 4.196  
BUY

EMA 50 close 4.129%

# 10-year US Gov Treasury Yield



12



A man with short brown hair, wearing a blue suit jacket over a white shirt, is sitting at a desk. His hands are clasped in front of him. He is looking directly at the camera with a serious expression. The background is a dark blue with glowing, curved lines and faint, white financial data points like percentages and numbers. The overall tone is professional and tech-oriented.

Trade along with Patrick

**Become a Member Today**

**SIGN UP NOW!**

# Monthly Membership Includes:

- Daily “Macro Outlook” video
- Watch Patrick analyze and demonstrate trades LIVE during “Where’s the Trade”
- Daily LIVE Q&A
- Weekly position summary
- Hours of FREE educational videos and bootcamps
- Access to members only LIVE webinars

**SIGN UP NOW!**

