



Trade of the Week

Thursday November 20, 2025

96.890 SELL 0.005 96.895 BUY

EMA 50 close 96.935

Three Month SOFR Futures Dec 2026

Contract:
SOFR3 Dec 2026 futures options

Structure:
Buy the 97.50 call
Sell the 98.00 call

Net Debit: 0.08, which equals **8 basis points of futures price**

Spread Width: 50 basis points (from 97.50 to 98.00)

Payoff Profile (in bps):
Max Profit: 50 bp – 8 bp = 42 bp
Max Loss: 8 bp (your premium)
Reward/Risk: 42 : 8 → approximately 5.25 to 1



6,725.75 SELL 0.25 6,726.00 BUY

EMA 50 close 6,714.49

S&P500 Futures



USD 7,000.00 6,900.00 6,800.00 6,700.00 6,600.00 6,500.00 6,400.00 6,300.00 6,200.00 6,100.00 6,000.00 5,900.00 5,800.00 5,700.00 5,600.00 5,500.00 5,400.00 5,300.00 5,200.00 5,100.00 5,000.00 4,900.00

6,726.25 12:11:35



100.199 0.000 100.199
SELL BUY

EMA 50 close 99.013

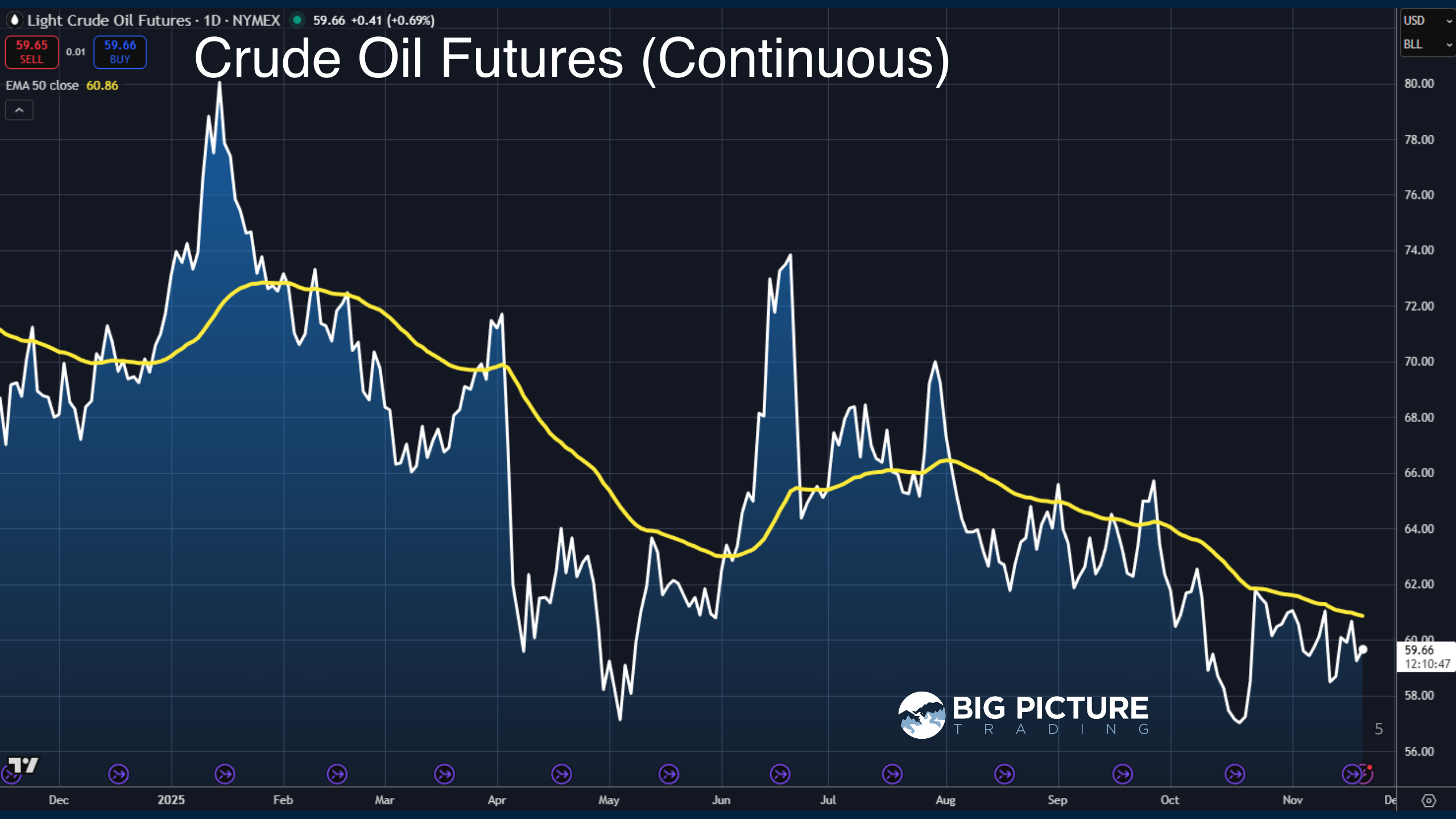
US Dollar Index




59.65 SELL 0.01 59.66 BUY

Crude Oil Futures (Continuous)

EMA 50 close 60.86



USD
 BLL
 80.00
 78.00
 76.00
 74.00
 72.00
 70.00
 68.00
 66.00
 64.00
 62.00
 60.00
 59.66
 12:10:47
 58.00
 56.00



Dec 2024 2025 Feb Mar Apr May Jun Jul Aug Sep Oct Nov Dec

4,058.8 SELL 0.2 4,059.0 BUY

EMA 50 close 3,963.1

Gold Futures



USD
apoz
4,400.0
4,300.0
4,200.0
4,100.0
4,058.7
12:10:30
3,900.0
3,800.0
3,700.0
3,600.0
3,500.0
3,400.0
3,300.0
3,200.0
3,100.0
3,000.0
2,900.0
2,800.0
2,700.0
2,600.0
2,500.0
2,400.0



6



91.50 SELL 3.50 95.00 BUY

Uranium U3O8 Futures

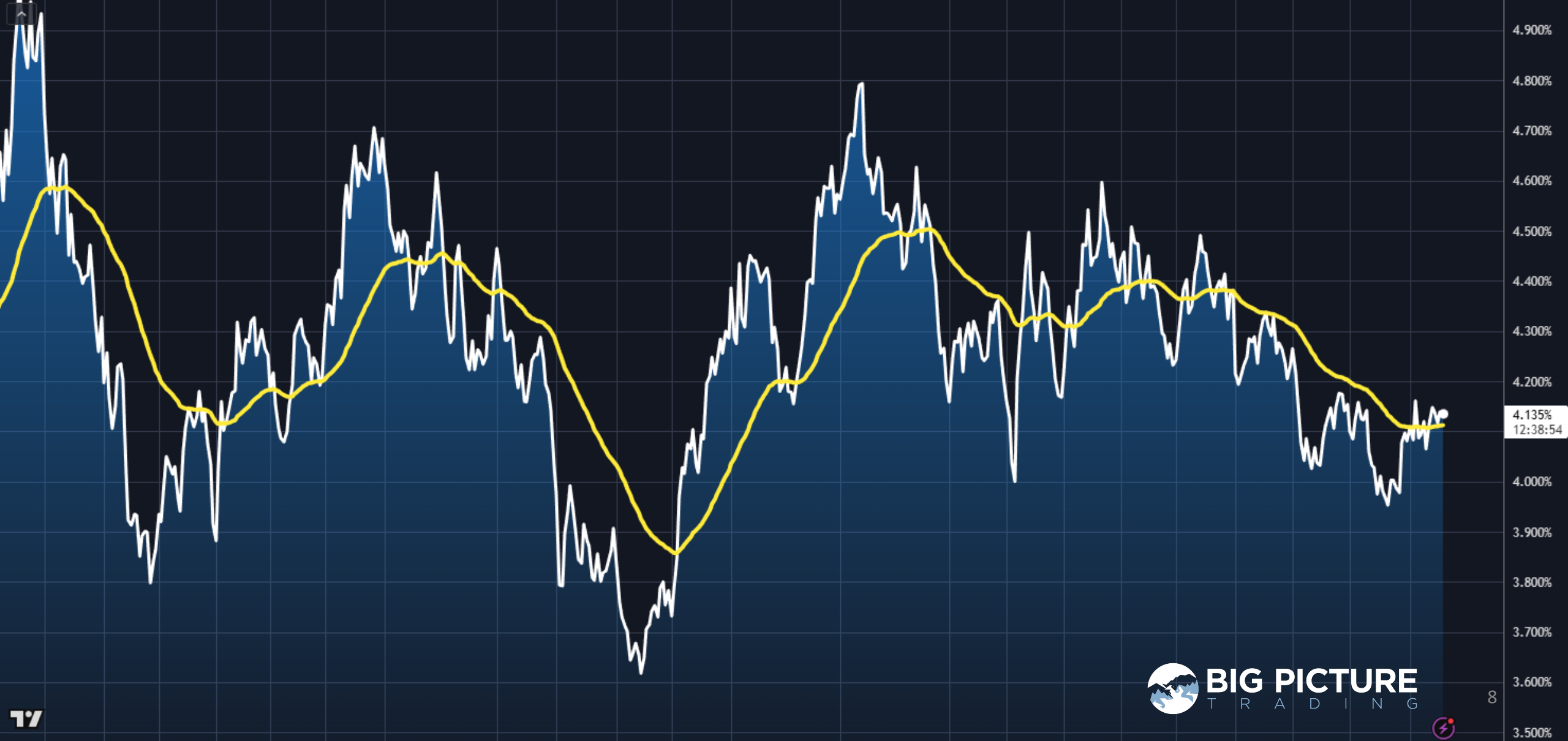
EMA 50 close 77.73



4.186 SELL -0.001 4.185 BUY

10-year US Gov Treasury Yield

EMA 50 close 4.112%



%

5.000%

4.900%

4.800%

4.700%

4.600%

4.500%

4.400%

4.300%

4.200%

4.135%
12:38:54

4.000%

3.900%

3.800%

3.700%

3.600%

3.500%



8



A man with short brown hair, wearing a blue suit jacket over a white shirt, is sitting at a desk. His hands are clasped in front of him. He is looking directly at the camera with a serious expression. The background is a dark blue wall with glowing, curved lines and faint, white financial data points like percentages and numbers.

Trade along with Patrick

Become a Member Today

SIGN UP NOW!

Monthly Membership Includes:

- Daily “Macro Outlook” video
- Watch Patrick analyze and demonstrate trades LIVE during “Where’s the Trade”
- Daily LIVE Q&A
- Weekly position summary
- Hours of FREE educational videos and bootcamps
- Access to members only LIVE webinars

SIGN UP NOW!

