

A man with short brown hair, wearing a blue suit jacket over a white shirt, is shown from the chest up. His hands are clasped in front of him. He is looking directly at the camera with a neutral expression. The background is a dark blue gradient with glowing, curved lines and faint, semi-transparent financial data points and percentages, suggesting a trading or investment environment.

Trade of the Week

Thursday November 6, 2025

622.80 SELL 0.11 622.91 BUY

EWY · NYSE Arca 97.51%

Relative performance QQQ and EWY



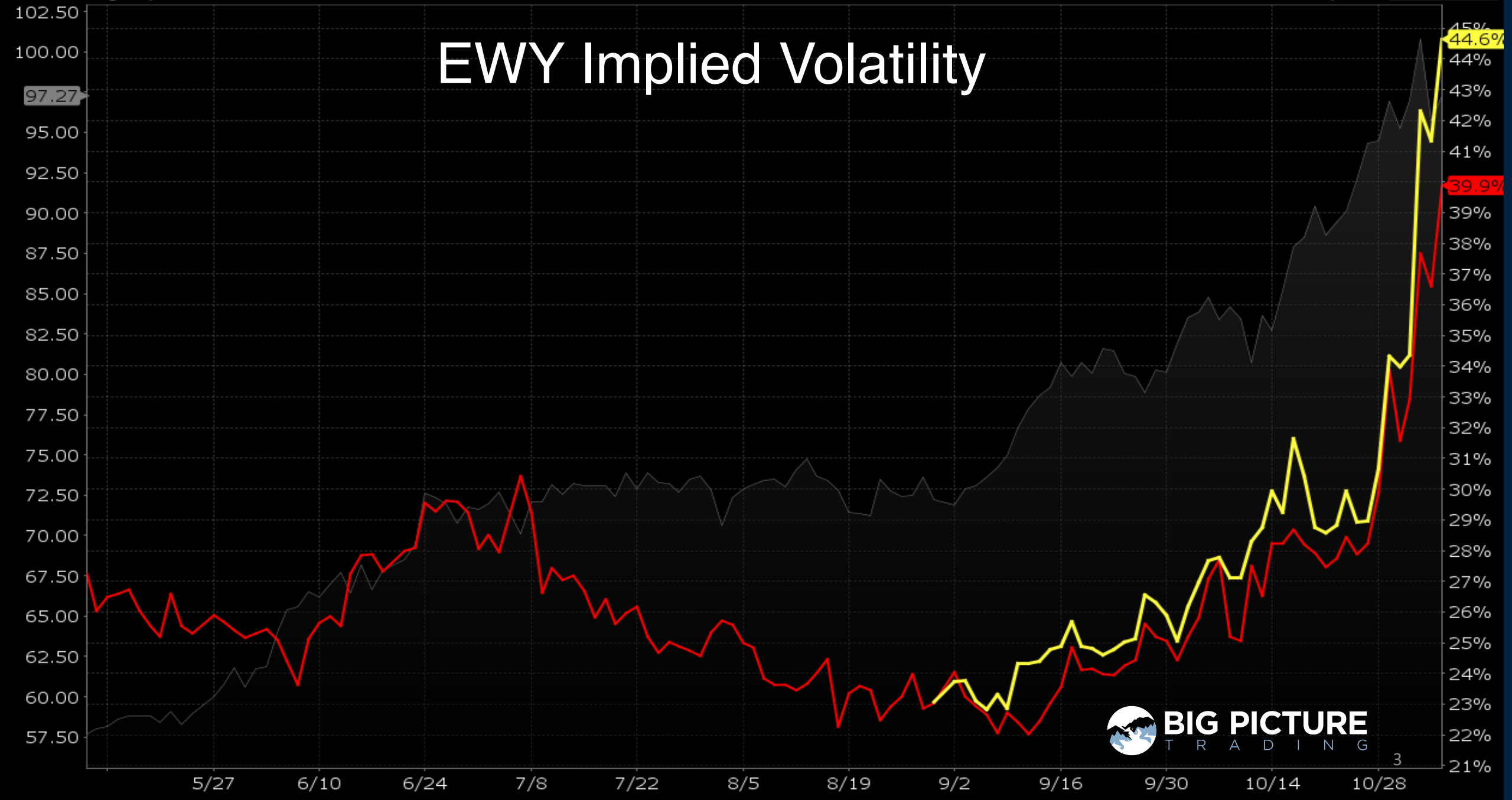
Post 622.86



Last Trading Days: Nov21 Jan16 '26

Time period: 6 months

EWY Implied Volatility



6.45 SELL 0.00 6.45 BUY

EMA 50 close 7.11

QQQ/EWY

Long U.S. Tech (QQQ) / Short South Korea (EWY)

Instruments:

- **Long:** QQQ (Nasdaq 100 ETF) — 623.28, IV 20%
- **Short:** EWY (South Korea ETF) — 96.62, IV 44%

Structure:

Dollar-Neutral Ratio: Short 6.45 EWY for every 1 QQQ long

Volatility-Adjusted Ratio: Short 3.0 EWY for every 1 QQQ long

Optional Convexity Alternative: Replace EWY short with Dec 19, 2025 \$115 put @ \$19.87 ($\Delta \approx 0.90$)

Rationale:

KOSPI rally driven almost entirely by Samsung & SK hynix amid AI memory super-cycle

EWY up >100% since April lows vs. ~50% for QQQ — relative performance stretched

Nasdaq offers diversified AI exposure across hardware, cloud, and platforms

Elevated EWY volatility makes deep ITM put attractive for convexity or where shorting is restricted

Bottom Line:

“Stay long the diversified U.S. AI ecosystem — and short the overheated, memory-driven Korean trade.”



6,796.30
SELL 0.00
6,796.30
BUY

S&P500 Futures

EMA 50 close 6,657.67



99.849
SELL

0.000

99.849
BUY

US Dollar Index

EMA 50 close 98.717



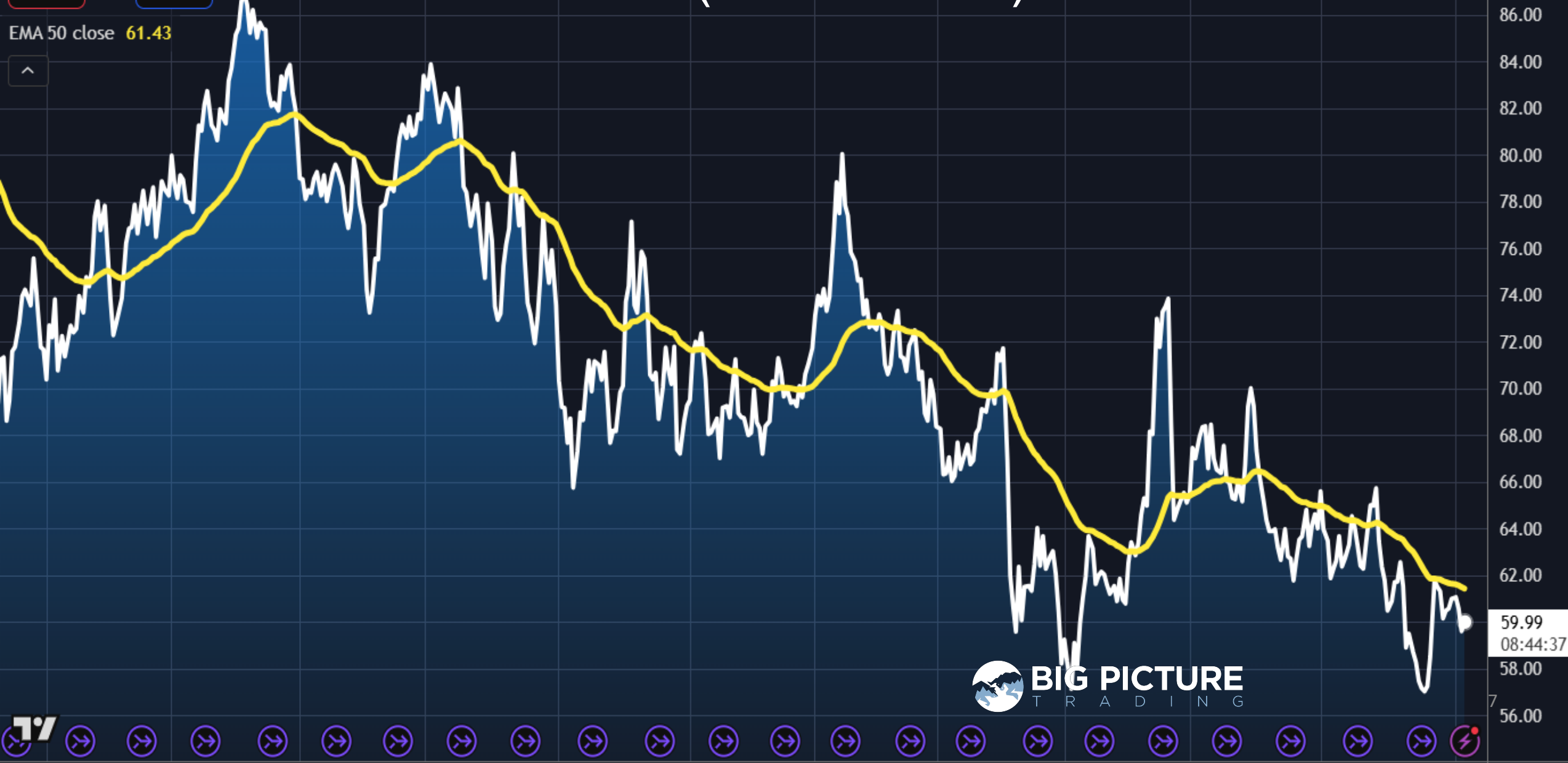
99.849
10:45:19



59.99
SELL
0.01
60.00
BUY

Crude Oil Futures (Continuous)

EMA 50 close 61.43



59.99
08:44:37

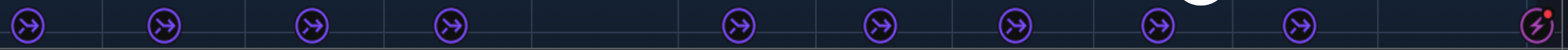


4,019.8 SELL 0.3 4,020.1 BUY **Gold Futures**

EMA 50 close 3,896.0



4,200.0
4,019.8
08:44:20
3,800.0
3,600.0
3,400.0
3,200.0
3,000.0
2,800.0
2,600.0
2,400.0
2,200.0
2,000.0
1,800.0



8

91.50 SELL
3.50
95.00 BUY

Uranium U3O8 Futures

EMA 50 close 78.04

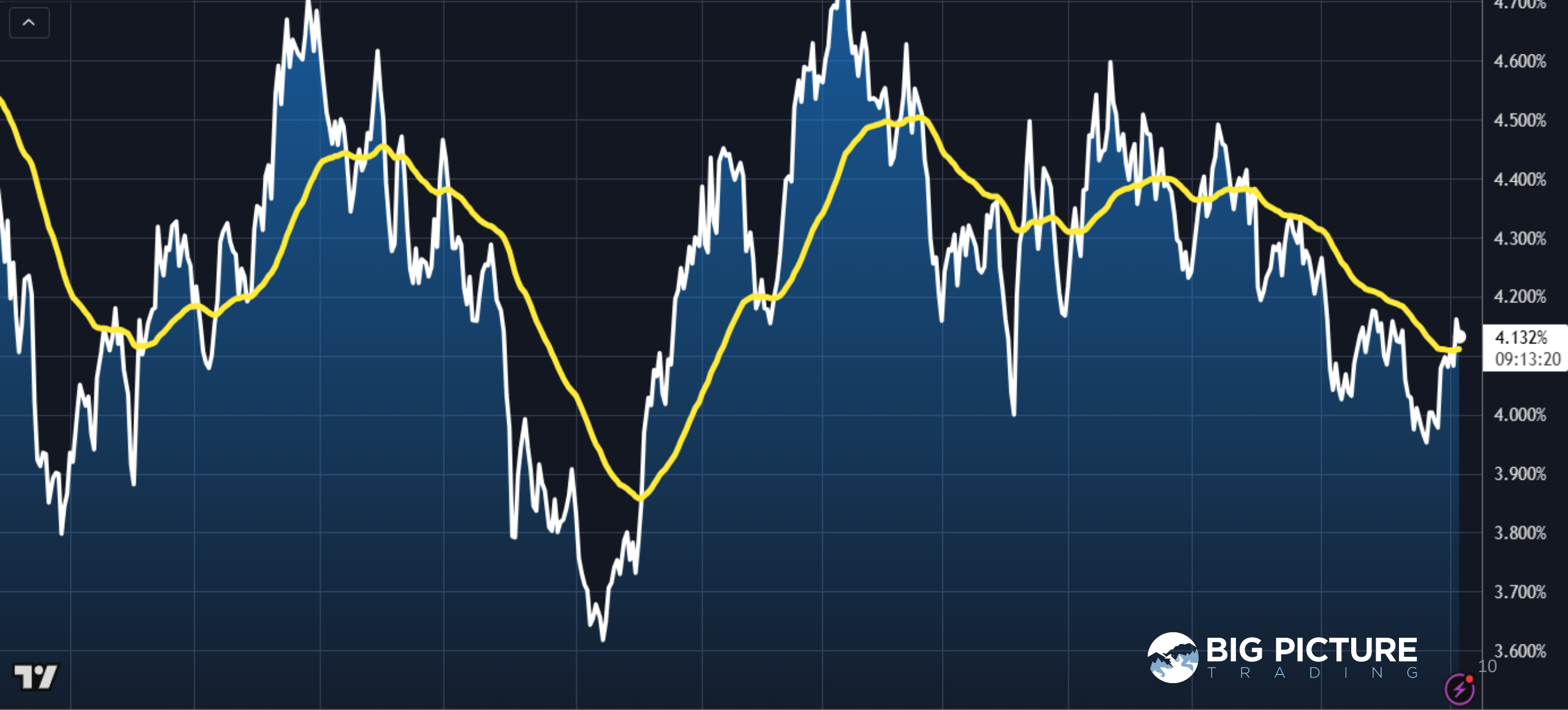


Nov 2024 Mar 2024 May 2024 Jul 2024 Sep 2024 Nov 2024 2025 Mar 2025 May 2025 Jul 2025 Sep 2025 Nov 2025

4.182 SELL -0.001 4.181 BUY

10-year US Gov Treasury Yield

EMA 50 close 4.111%



4.132% 09:13:20



A man with short brown hair, wearing a blue suit jacket over a white shirt, is sitting at a desk. His hands are clasped in front of him. He is looking directly at the camera with a neutral expression. The background is a dark blue wall with glowing, curved lines and faint, white financial data points like percentages and numbers. The overall tone is professional and tech-oriented.

Trade along with Patrick

Become a Member Today

SIGN UP NOW!

Monthly Membership Includes:

- Daily “Macro Outlook” video
- Watch Patrick analyze and demonstrate trades LIVE during “Where’s the Trade”
- Daily LIVE Q&A
- Weekly position summary
- Hours of FREE educational videos and bootcamps
- Access to members only LIVE webinars

SIGN UP NOW!

