

Trade of the Week

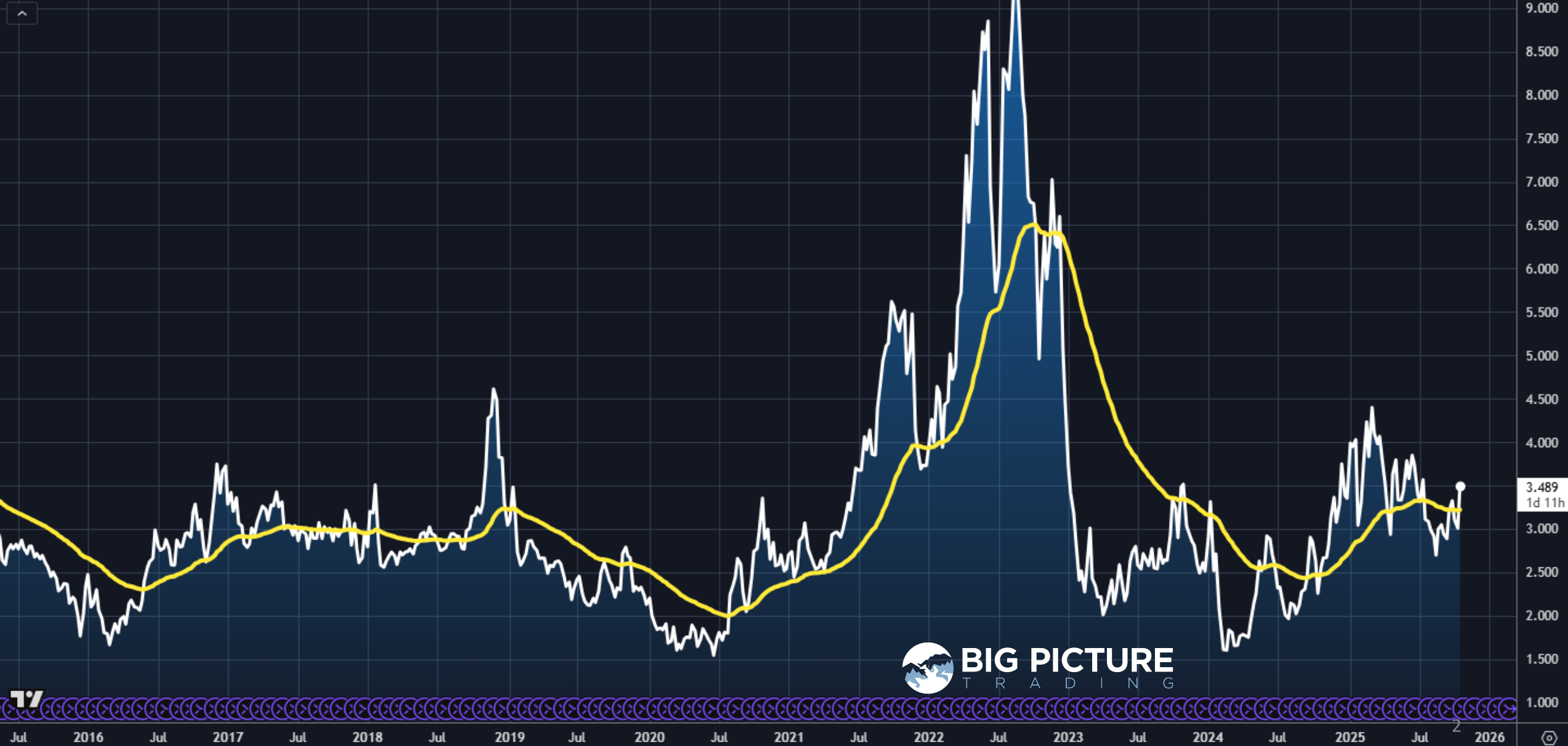
Thursday October 23, 2025



3.488 SELL 0.001 3.489 BUY

EMA 50 close 3.222

Henry Hub Natural Gas Futures



USD
MMBtu
9.500
9.000
8.500
8.000
7.500
7.000
6.500
6.000
5.500
5.000
4.500
4.000
3.500
3.000
2.500
2.000
1.500
1.000

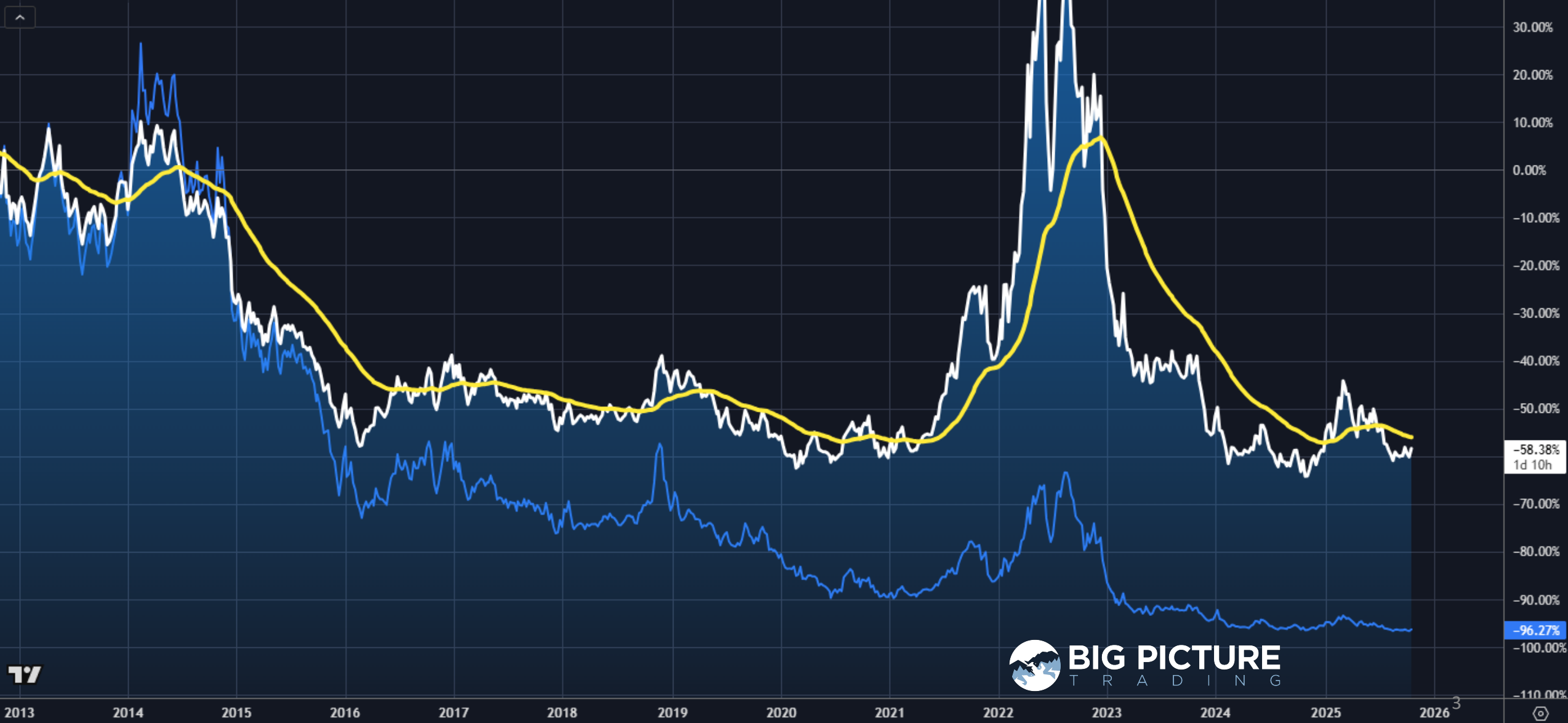
3.489
1d 11h



7.66 SELL 0.41 8.07 BUY

EMA 50 close -56.03%

UNL vs. UNG



7.66 SELL 0.41 8.07 BUY

EMA 50 close 8.40

UNL – 12 Month Natural Gas Fund LP

USD

28.00
26.00
24.00
22.00
20.00
18.00
16.00
14.00
12.00
10.00
8.00
6.00

Instrument:

UNL ETF – United States 12-Month Natural Gas Fund

Thesis:

Natural gas is deeply undervalued as LNG exports, AI-driven power demand, and slowing shale output tighten fundamentals.

Why UNL:

Laddered 12-month exposure reduces roll decay and smooths seasonality — a cleaner way to own long-term gas upside versus the front-month “widowmaker.”

Horizon:

6–18 months — structural repricing potential

Bottom Line:

“Nat gas is cheap, underowned, and UNL is the smarter way to play it.”



7.95
1d 10h



6,699.41 SELL 0.00 6,699.41 BUY

EMA 50 close 6,574.48

S&P500 Futures



U.S. Dollar Index · 1D · TVC 99.067 +0.186 (+0.19%)

99.067 SELL 0.000 99.067 BUY

US Dollar Index

EMA 50 close 98.315



USD

110.000

109.000

108.000

107.000

106.000

105.000

104.000

103.000

102.000

101.000

100.000

99.067
12:44:12

98.000

97.000

96.000



BIG PICTURE
TRADING



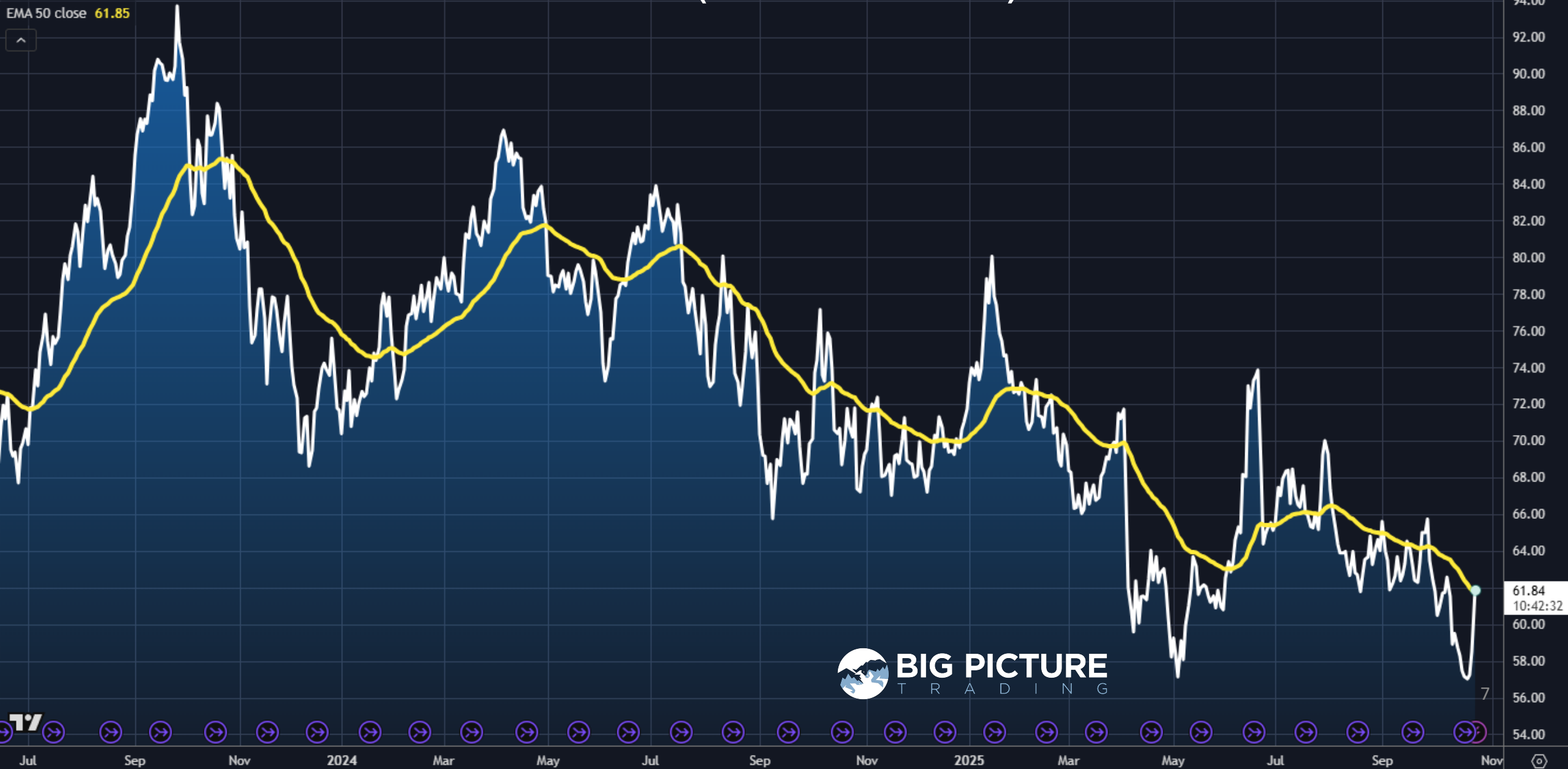
6



61.86 SELL 0.01 61.87 BUY

Crude Oil Futures (Continuous)

EMA 50 close 61.85



USD
 BLL
 94.00
 92.00
 90.00
 88.00
 86.00
 84.00
 82.00
 80.00
 78.00
 76.00
 74.00
 72.00
 70.00
 68.00
 66.00
 64.00
 62.00
 60.00
 58.00
 56.00
 54.00



Jul Sep Nov 2024 Mar May Jul Sep Nov 2025 Mar May Jul Sep Nov



4,134.9 SELL 0.3 4,135.2 BUY

Gold Futures

EMA 50 close 3,838.8



USD
apoz
4,400.0
4,300.0
4,200.0
4,134.9
10:42:01
4,000.0
3,900.0
3,800.0
3,700.0
3,600.0
3,500.0
3,400.0
3,300.0
3,200.0
3,100.0
3,000.0
2,900.0
2,800.0
2,700.0
2,600.0
2,500.0
2,400.0
2,300.0



8



91.50 SELL 3.50 95.00 BUY

EMA 50 close 77.37

Uranium U3O8 Futures



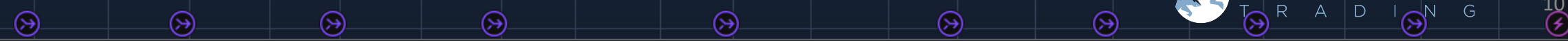
5.0755 SELL 0.0010 5.0765 BUY

Copper Futures

EMA 50 close 4.8757



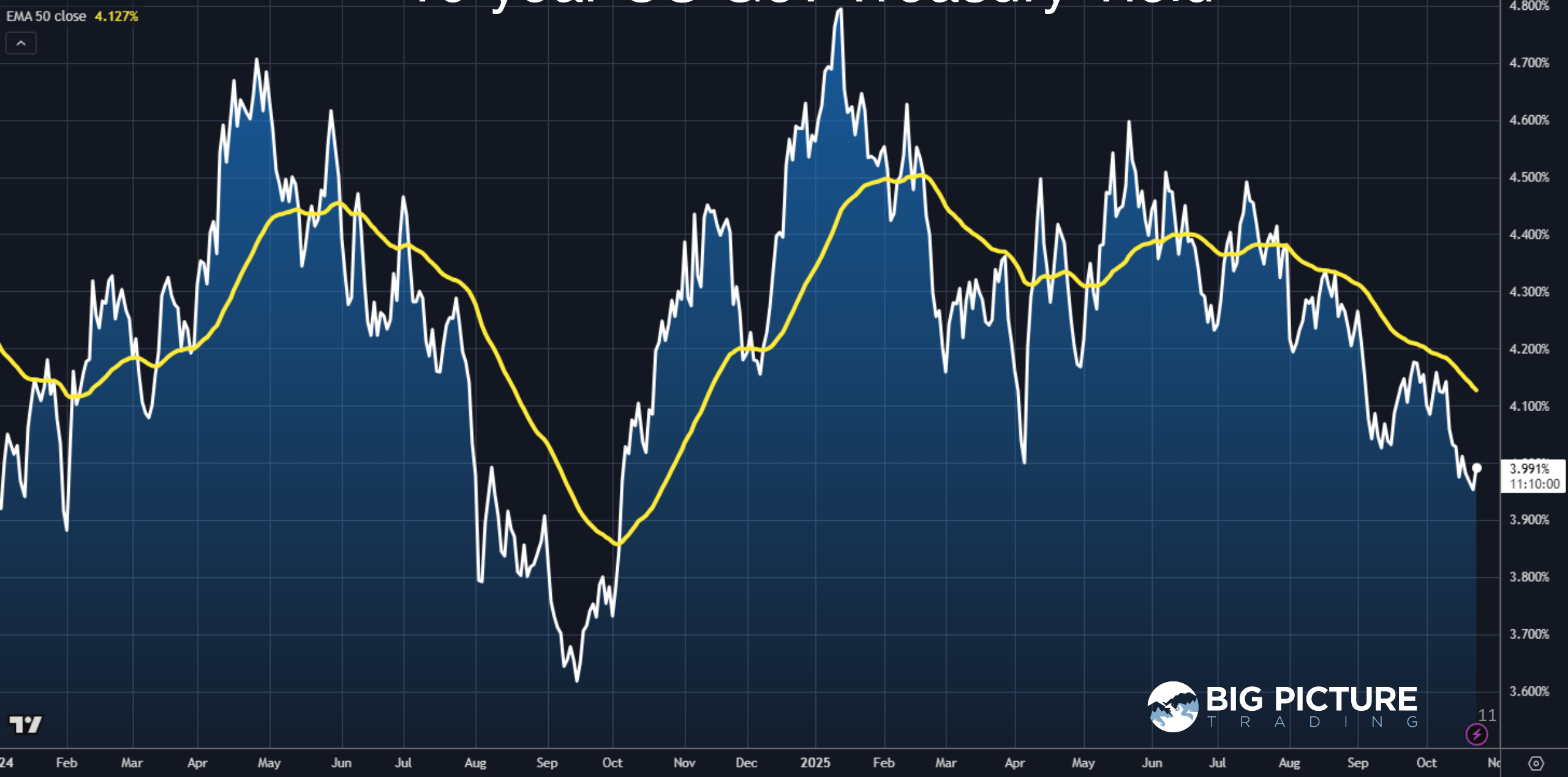
USD
lb
5.0750
5.7500
5.6250
5.5000
5.3750
5.2500
5.1250
5.0755
10:40:21
5.0000
4.8750
4.7500
4.6250
4.5000
4.3750
4.2500
4.1250
4.0000
3.8750
3.7500
3.6250
3.5000



4.004 SELL -0.001 4.003 BUY

EMA 50 close 4.127%

10-year US Gov Treasury Yield



A man with short brown hair, wearing a blue blazer over a white shirt, is sitting at a desk with his hands clasped. He is looking directly at the camera with a serious expression. The background is a dark blue with glowing, curved lines and faint, semi-transparent financial data and charts, suggesting a trading or investment environment.

Trade along with Patrick

Become a Member Today

SIGN UP NOW!

Monthly Membership Includes:

- Daily “Macro Outlook” video
- Watch Patrick analyze and demonstrate trades LIVE during “Where’s the Trade”
- Daily LIVE Q&A
- Weekly position summary
- Hours of FREE educational videos and bootcamps
- Access to members only LIVE webinars

SIGN UP NOW!

