

Trade of the Week

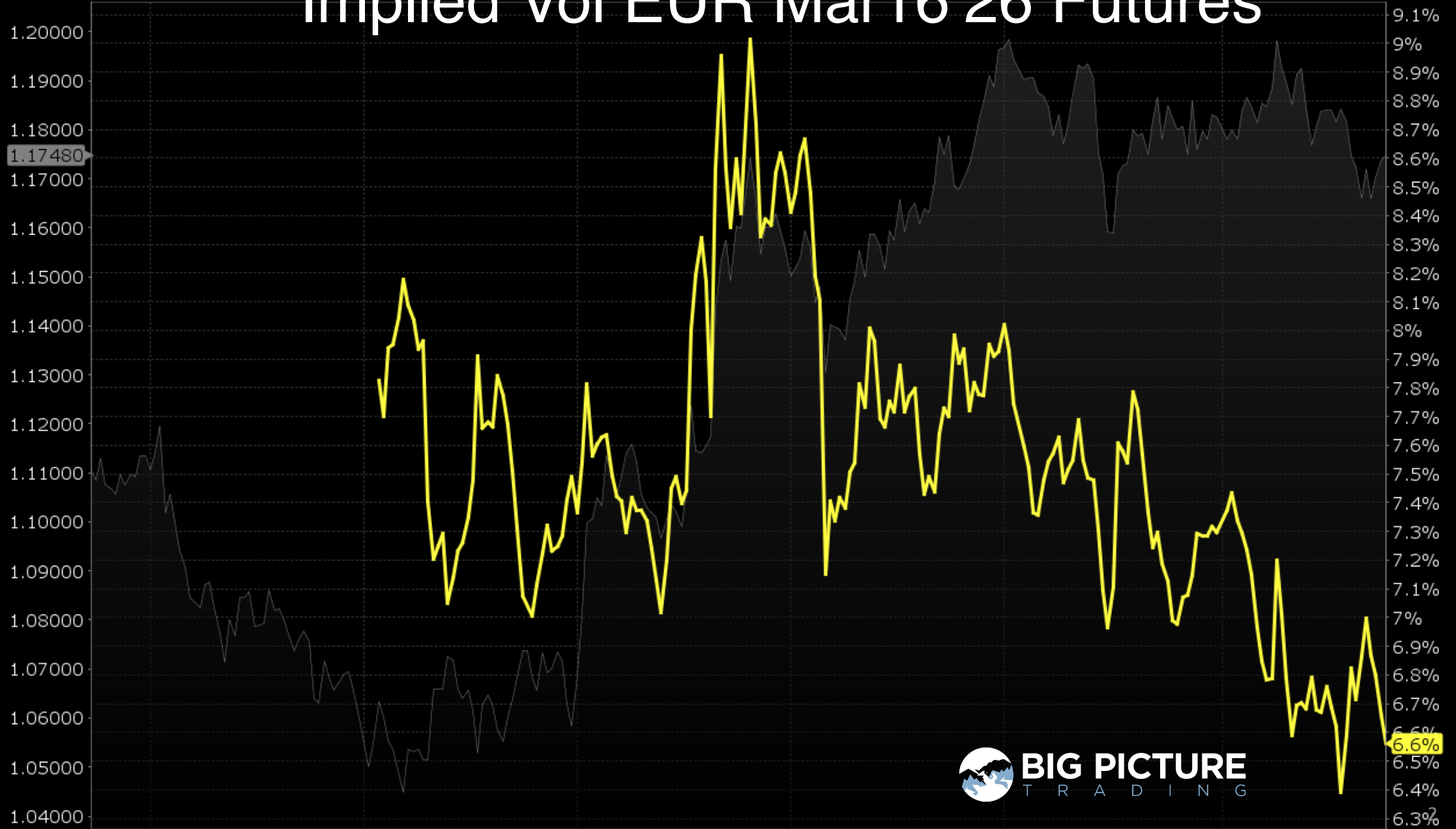
Thursday October 16, 2025



Last Trading Days: Jan09 '26

Implied Vol EUR Mar16'26 Futures

Time period: 1 year



1.17435 SELL 0.00015 1.17450 BUY

EUR Mar16'26 Futures

EMA 50 close 1.17881

Trade Idea: EUR Long Put

Buy Mar06 '26 1.1750 Put @ 0.0198

Payoff Profile:
 Max Gain: Unlimited
 Max Loss: 0.0198 (premium paid)
 Breakeven at expiration: 1.1552
 Defined upside risk, convex downside

Rationale: We're looking to express tactical U.S. dollar strength through long gamma exposure in EUR futures options.



S&P 500 E-mini Futures · 1D · CME 6,738.75 +23.75 (+0.35%)

6,738.50 SELL 0.25 6,738.75 BUY

EMA 50 close 6,616.27

S&P500 Futures



USD
 6,900.00
 6,800.00
 6,738.75
 10:42:27
 6,600.00
 6,500.00
 6,400.00
 6,300.00
 6,200.00
 6,100.00
 6,000.00
 5,900.00
 5,800.00
 5,700.00
 5,600.00
 5,500.00
 5,400.00
 5,300.00
 5,200.00
 5,100.00
 5,000.00



47.31
SELL
0.00
47.31
BUY

EMA 50 close 55.63

S&P500 % of Stocks Above 50dma

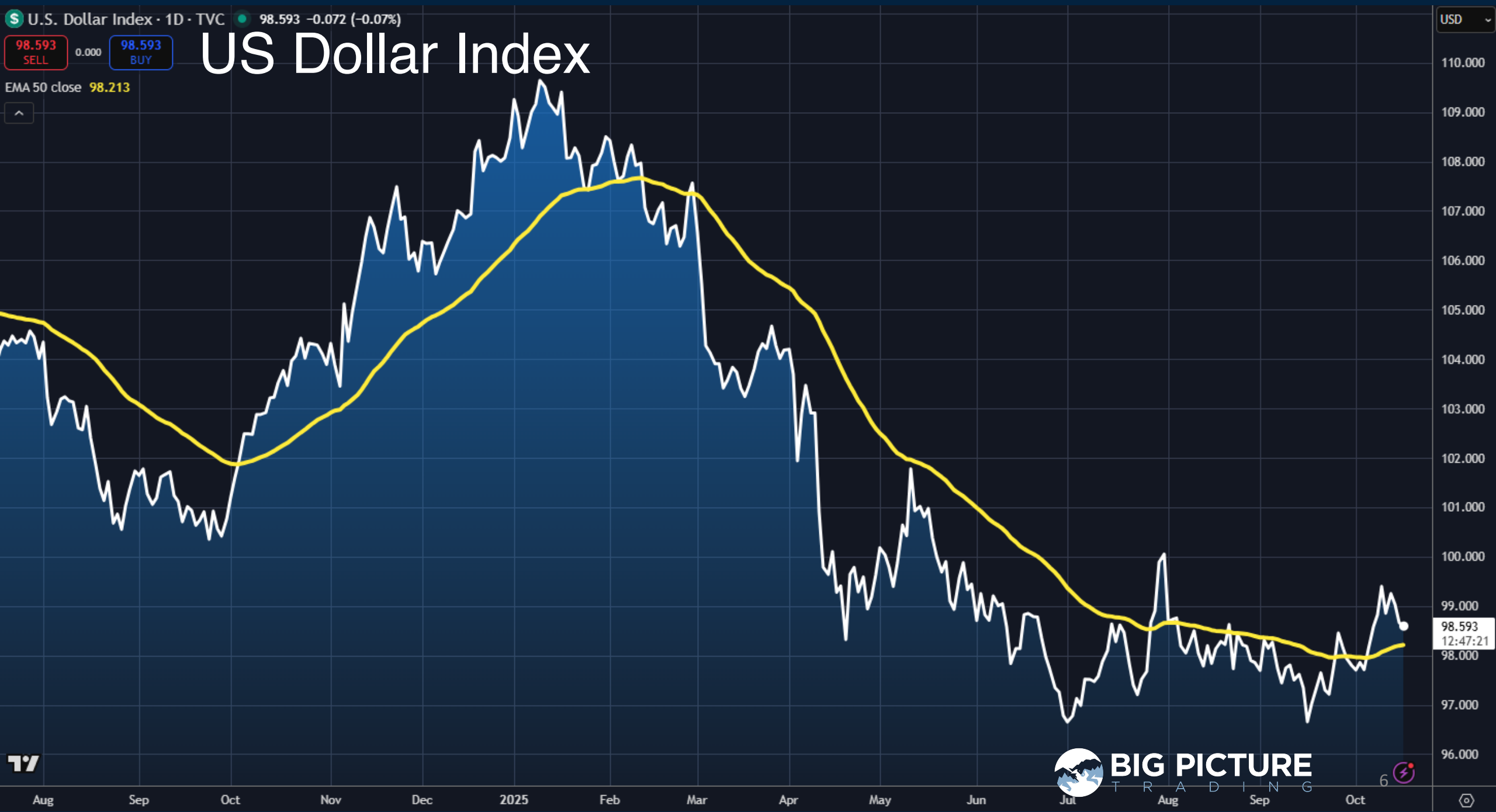


U.S. Dollar Index - 1D - TVC 98.593 -0.072 (-0.07%)

98.593 SELL 0.000 98.593 BUY

US Dollar Index

EMA 50 close 98.213



USD

110.000

109.000

108.000

107.000

106.000

105.000

104.000

103.000

102.000

101.000

100.000

99.000

98.593

12:47:21

98.000

97.000

96.000



BIG PICTURE
TRADING




58.52 SELL 0.01 58.53 BUY

EMA 50 close 62.19

Crude Oil Futures (Continuous)



USD
 BLL
 74.00
 72.00
 70.00
 68.00
 66.00
 64.00
 62.00
 60.00
 58.53
 10:46:51
 56.00
 54.00
 52.00
 7



4,253.3 SELL 0.2 4,253.5 BUY

Gold Futures

EMA 50 close 3,769.6



USD
apoz
4,253.6
10:46:26



8

91.50 SELL 3.50 95.00 BUY

EMA 50 close 77.74

Uranium U3O8 Futures



USD
lb

110.00
107.50
105.00
102.50
100.00
97.50
95.00
92.50
90.00
87.50
85.00
82.50
80.00
77.50
75.00
72.50
70.00
67.50
65.00
62.50
60.00



4.9555 SELL 0.0005 4.9560 BUY

EMA 50 close 4.8658

Copper Futures

USD

lb



5.8750
5.7500
5.6250
5.5000
5.3750
5.2500
5.1250
5.0000
4.9560
10:45:29
4.8750
4.7500
4.6250
4.5000
4.3750
4.2500
4.1250
4.0000



10

4.077 SELL -0.001 4.076 BUY

EMA 50 close 4.161%

10-year US Gov Treasury Yield



11



A man with short brown hair, wearing a blue suit jacket over a white shirt, is sitting at a desk. His hands are clasped in front of him. He is looking directly at the camera with a neutral expression. The background is a dark blue with glowing, curved lines and faint, semi-transparent financial data and charts, suggesting a trading or investment environment.

Trade along with Patrick

Become a Member Today

SIGN UP NOW!

Monthly Membership Includes:

- Daily “Macro Outlook” video
- Watch Patrick analyze and demonstrate trades LIVE during “Where’s the Trade”
- Daily LIVE Q&A
- Weekly position summary
- Hours of FREE educational videos and bootcamps
- Access to members only LIVE webinars

SIGN UP NOW!

