

A man with short brown hair, wearing a blue suit jacket over a white shirt, is shown from the chest up. His hands are clasped in front of him. He is looking directly at the camera with a neutral expression. The background is a dark blue gradient with glowing, curved lines of light and faint, semi-transparent financial data points and percentages scattered across it. The overall aesthetic is professional and tech-oriented.

# Trade of the Week

Thursday September 25, 2025

# Gromen Financial Repression Trade Expression

December 2025 Gold futures (GC)

December 2025 Bitcoin futures (BRR)

December 2025 Ultra Treasury Bond Futures (UB)

**Vol Adjusted Risk Parity Structure:** Sized for 1 mil notional long exposure

- **Long 2 × Dec '25 BRR futures (\$240,000 notional) (40.00% IV)**
- **Long 2 × Dec '25 GC futures (\$754,000 notional) (17.00% IV)**
- **Short 3 × Dec '25 UB futures (\$1,701,000 notional) (13.00% IV)**

6,663.25 SELL 0.25 6,663.50 BUY

EMA 50 close 6,521.74

# S&P500 Futures



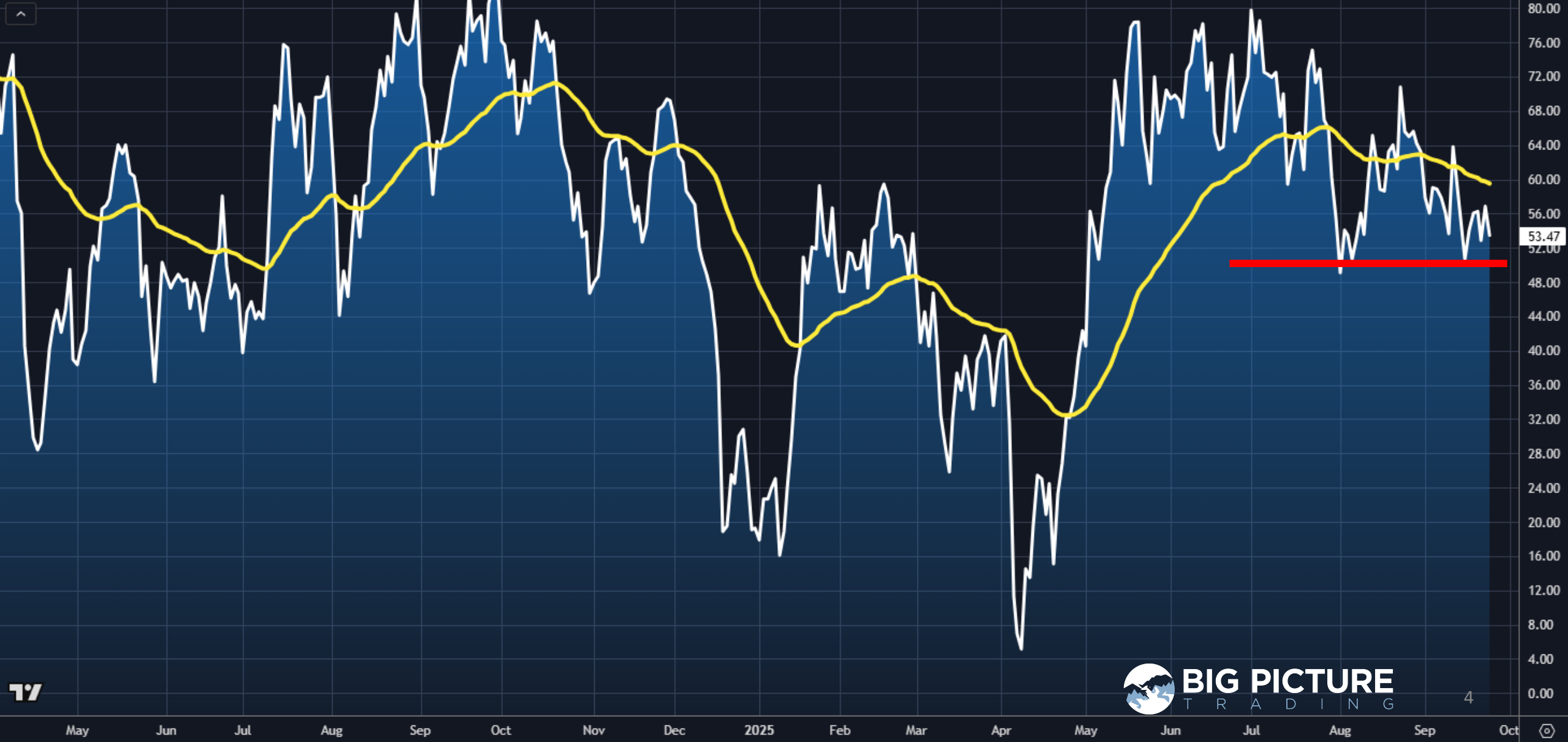
6,800.00  
 6,700.00  
 6,663.25  
 08:18:27  
 6,600.00  
 6,500.00  
 6,400.00  
 6,300.00  
 6,200.00  
 6,100.00  
 6,000.00  
 5,900.00  
 5,800.00  
 5,700.00  
 5,600.00  
 5,500.00  
 5,400.00  
 5,300.00  
 5,200.00  
 5,100.00  
 5,000.00



53.47  
SELL 0.00 53.47  
BUY

EMA 50 close 59.51

# S&P500 Stocks above 50dma

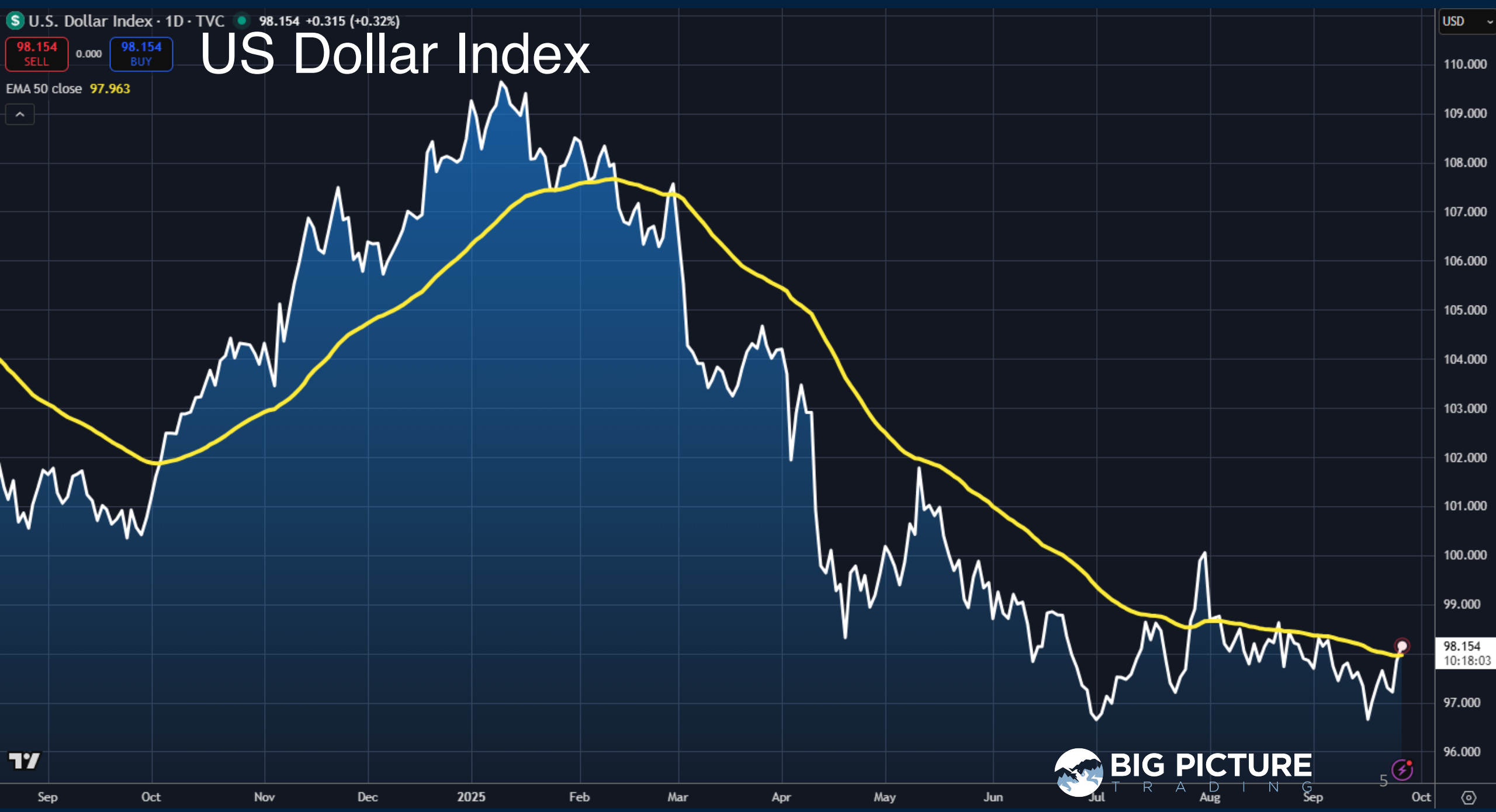


U.S. Dollar Index - 1D - TVC 98.154 +0.315 (+0.32%)

98.154 SELL 0.000 98.154 BUY

# US Dollar Index

EMA 50 close 97.963



 **BIG PICTURE**



5



64.68 SELL 0.01 64.69 BUY

EMA 50 close 63.33

# Crude Oil Futures (Continuous)



USD  
 BLL  
 73.00  
 72.00  
 71.00  
 70.00  
 69.00  
 68.00  
 67.00  
 66.00  
 65.00  
 64.69  
 08:17:26  
 63.00  
 62.00  
 61.00  
 60.00  
 59.00  
 58.00  
 57.00  
 56.00  
 55.00  
 54.00  
 53.00  
 52.00  
 51.00



3,770.7 SELL 0.1 3,770.8 BUY

# Gold Futures

EMA 50 close 3,562.7



USD  
apoz

4,000.0  
3,900.0  
3,800.0  
3,771.0  
08:16:50  
3,700.0  
3,600.0  
3,500.0  
3,400.0  
3,300.0  
3,200.0  
3,100.0  
3,000.0  
2,900.0  
2,800.0  
2,700.0  
2,600.0



7



19.60 SELL 0.00 19.60 BUY

# Spratt Physical Uranium

EMA 50 close 17.71



25.00  
24.00  
23.00  
22.00  
21.00  
20.00  
19.60  
Pre 19.50  
19.00  
18.00  
17.00  
16.00  
15.00  
14.00  
13.00  
12.00



E

E

E

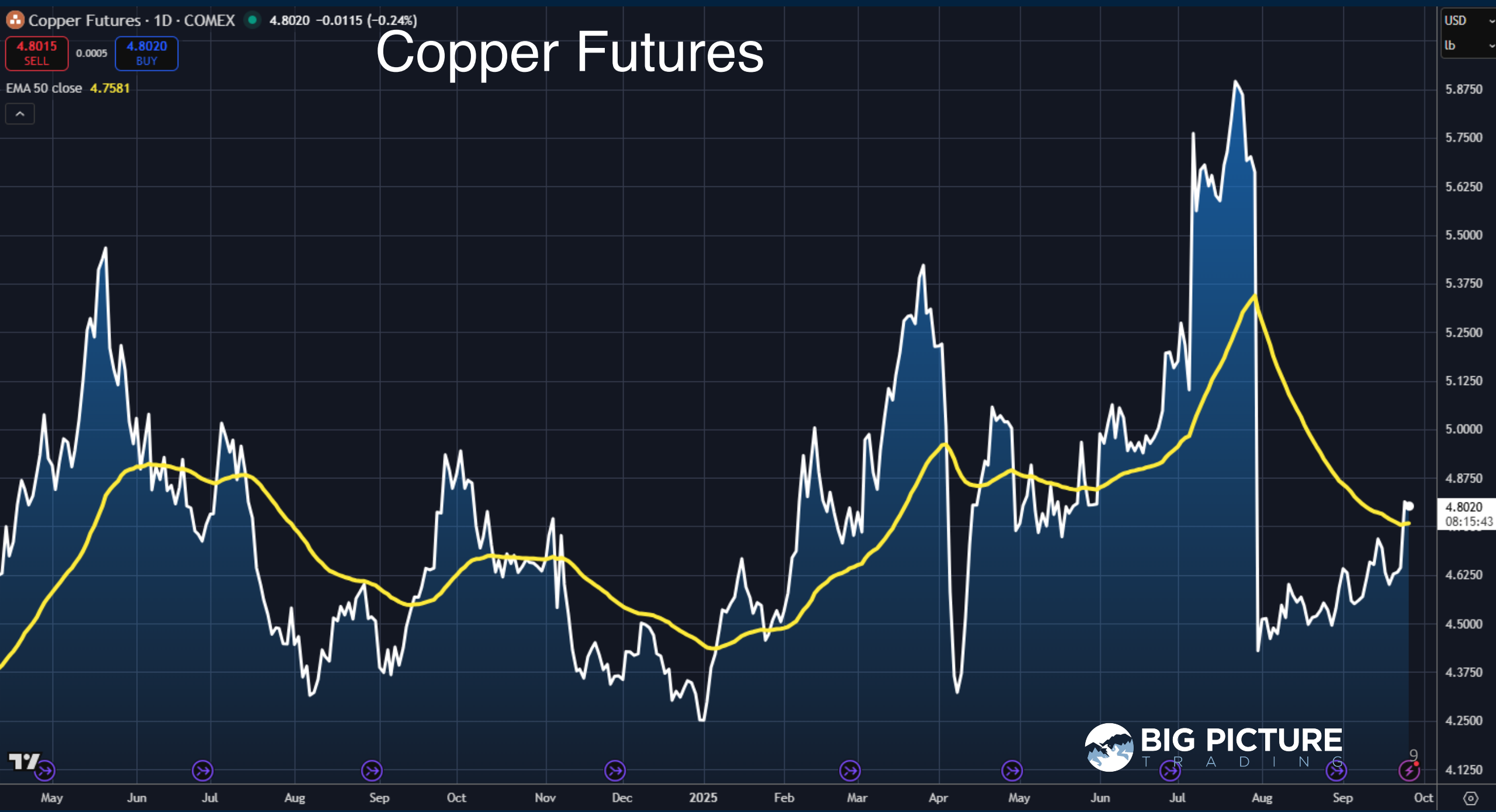
E



4.8015 SELL 0.0005 4.8020 BUY

# Copper Futures

EMA 50 close 4.7581



USD  
lb  
5.8750  
5.7500  
5.6250  
5.5000  
5.3750  
5.2500  
5.1250  
5.0000  
4.8750  
4.8020  
08:15:43  
4.6250  
4.5000  
4.3750  
4.2500  
4.1250

# 10-year US Gov Treasury Yield

4.168  
SELL

0.039

4.207  
BUY

EMA 50 close 4.210%



%

4.800%

4.700%

4.600%

4.500%

4.400%

4.300%

4.200%

4.100%

4.000%

3.900%

3.800%

3.700%

3.600%

4.191%  
08:45:13



May Jun Jul Aug Sep Oct 2025 Feb Mar Apr May Jun Jul Aug Sep Oct

A man with short brown hair, wearing a blue suit jacket over a white shirt, is sitting at a desk. His hands are clasped in front of him. He is looking directly at the camera with a serious expression. The background is a dark blue with glowing, curved lines and faint, semi-transparent financial data like percentages and numbers. The overall tone is professional and tech-oriented.

Trade along with Patrick

**Become a Member Today**

**SIGN UP NOW!**

# Monthly Membership Includes:

- Daily “Macro Outlook” video
- Watch Patrick analyze and demonstrate trades LIVE during “Where’s the Trade”
- Daily LIVE Q&A
- Weekly position summary
- Hours of FREE educational videos and bootcamps
- Access to members only LIVE webinars

**SIGN UP NOW!**

