

A man with short brown hair, wearing a blue suit jacket over a white shirt, is shown from the chest up. He has his hands clasped in front of him and is looking directly at the camera with a neutral expression. The background is a dark blue gradient with glowing, curved lines and faint, semi-transparent financial data points and percentages, suggesting a market or investment theme.

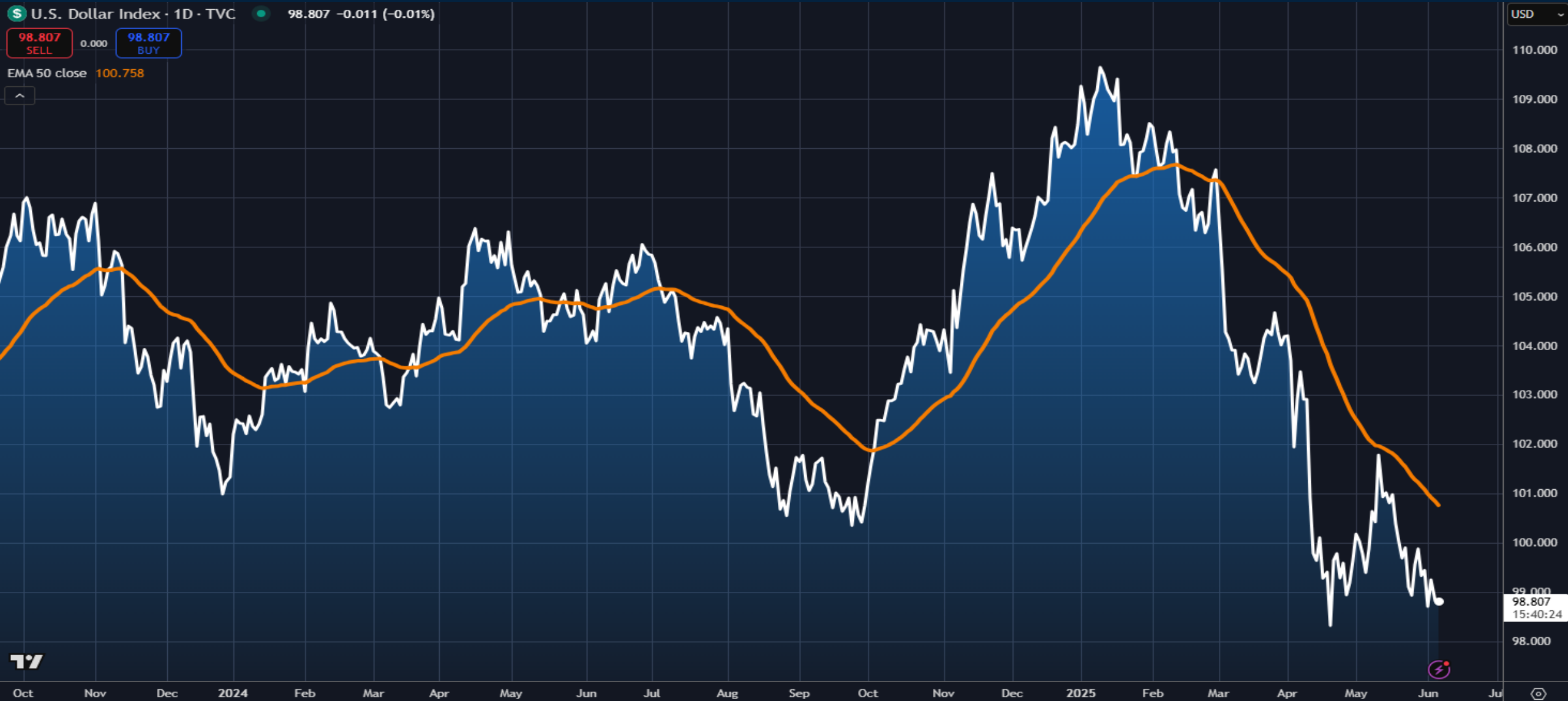
Talking Charts

Thursday June 5, 2025

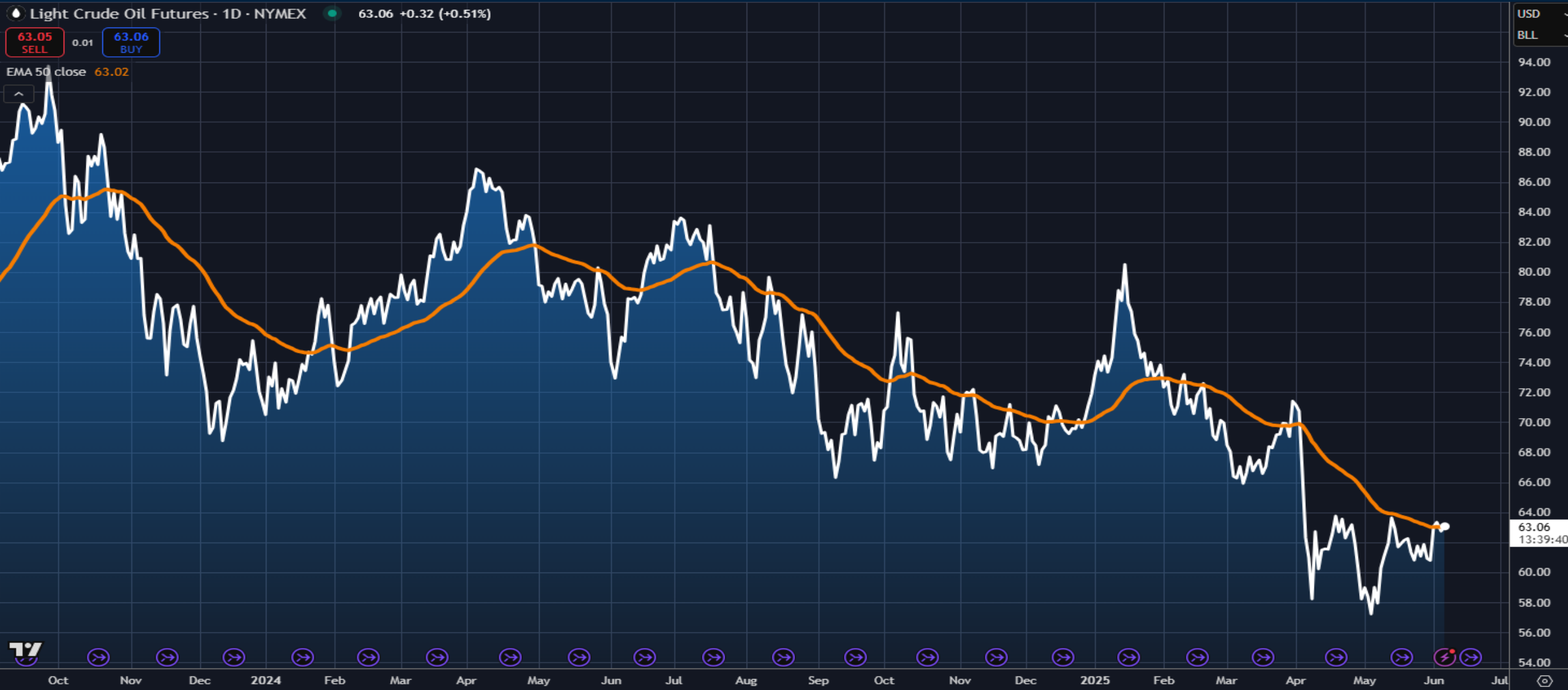
S&P500 Futures



US Dollar Index



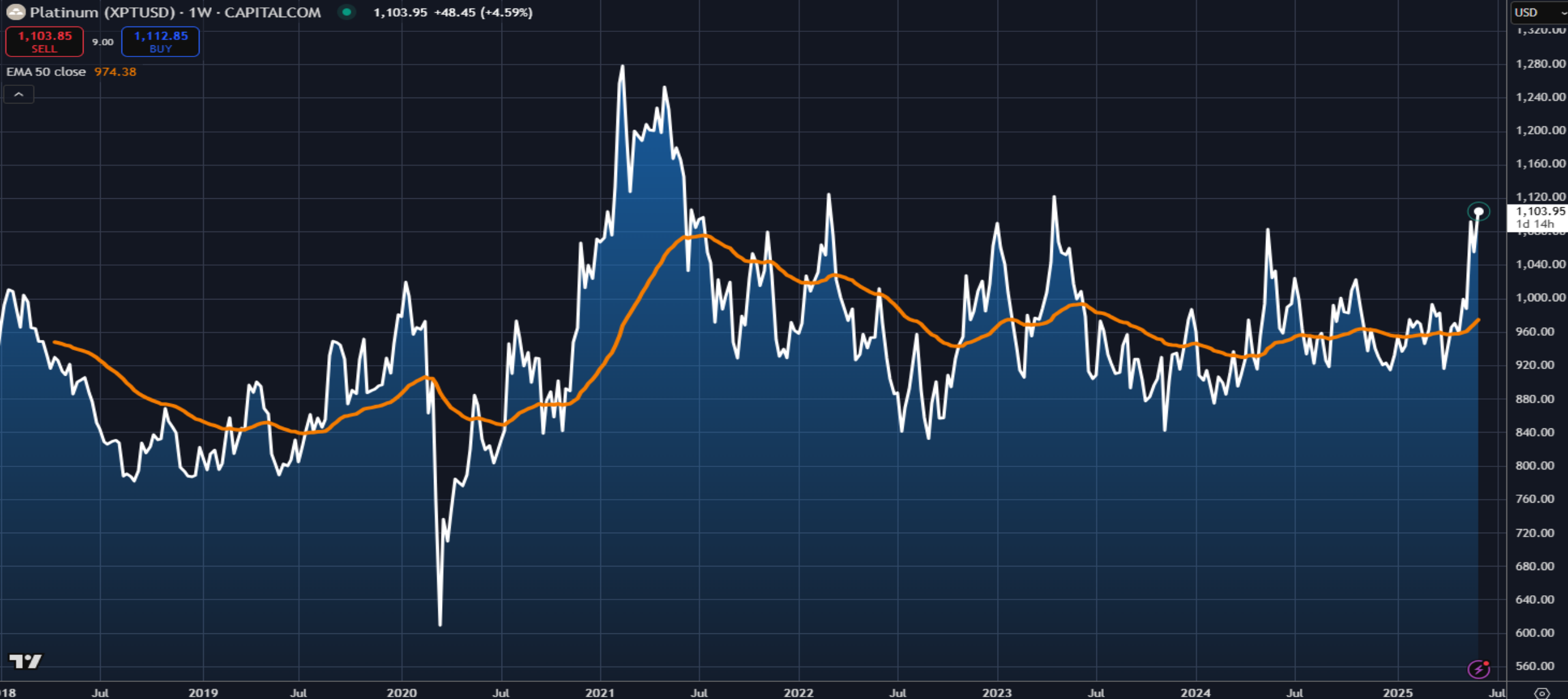
Crude Oil Futures (Continuous)



Gold Futures



Platinum



Silver

Silver Futures - 1D - COMEX 34.755 +0.100 (+0.29%)

34.750 SELL 0.005 34.755 BUY

EMA 50 close 33.156



USD
apoz
35.500
35.000
34.755
13:33:03
34.000
33.500
33.000
32.500
32.000
31.500
31.000
30.500
30.000
29.500
29.000
28.500
28.000
27.500
27.000
26.500
26.000

Sprott Physical Uranium



10-year US Gov Treasury Yield



%

4.800%

4.700%

4.600%

4.500%

4.400%

4.371%

14:07:41

4.300%

4.200%

4.100%

4.000%

3.900%

3.800%

3.700%

3.600%



2s10s Yield Curve 2000-present



Trade along with Patrick
Become a Member Today

SIGN UP NOW!

Have questions?
contact@bigpicturetrading.com



BIG PICTURE
T R A D I N G

Monthly Membership Includes:

- Daily “Macro Outlook” video
- Watch Patrick analyze and demonstrate trades LIVE during “Where’s the Trade”
- Daily LIVE Q&A
- Weekly position summary
- Hours of FREE educational videos and bootcamps
- Access to members only LIVE webinars

SIGN UP NOW!

