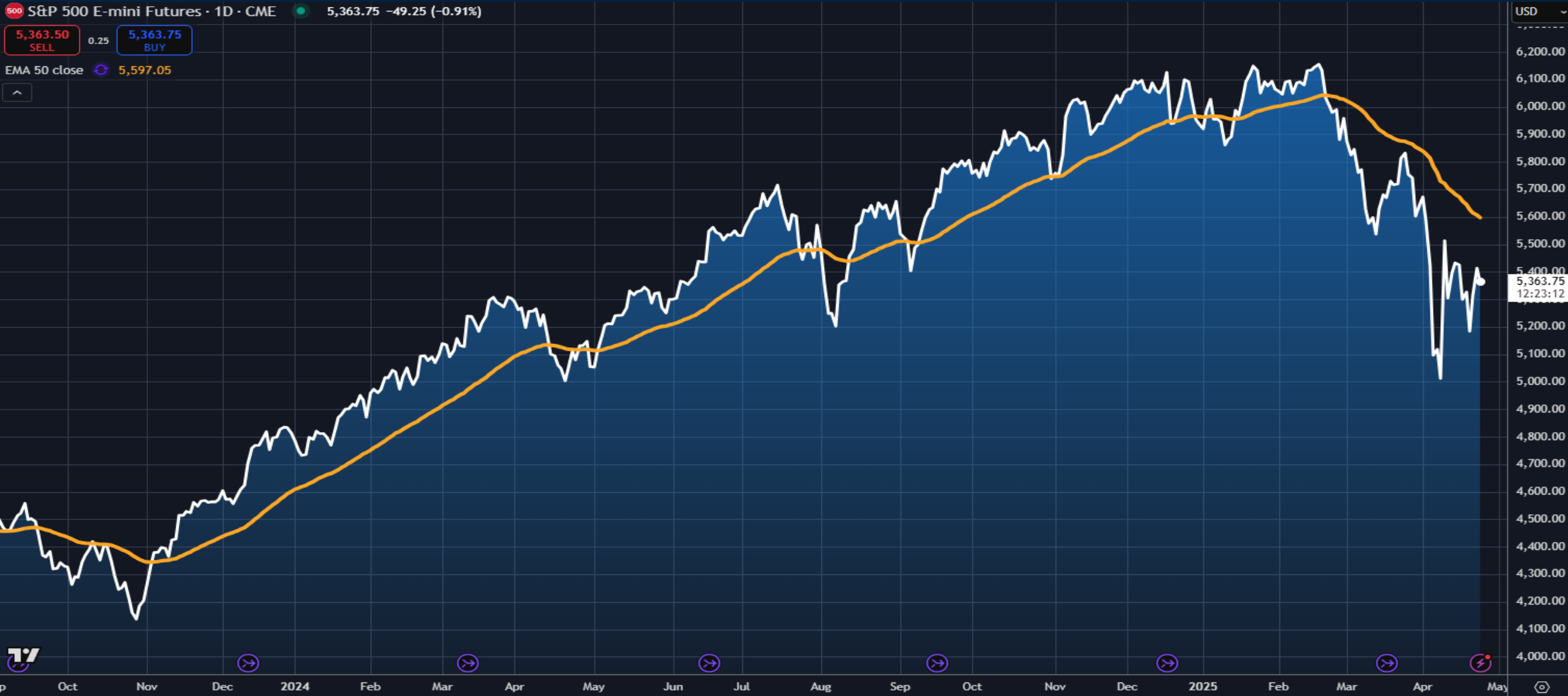


A man with short brown hair, wearing a blue suit jacket over a white shirt, is seated with his hands clasped in front of him. He is looking directly at the camera with a neutral expression. The background is a vibrant blue with abstract, flowing lines and faint, semi-transparent financial data, including numbers and percentages, suggesting a market or investment theme.

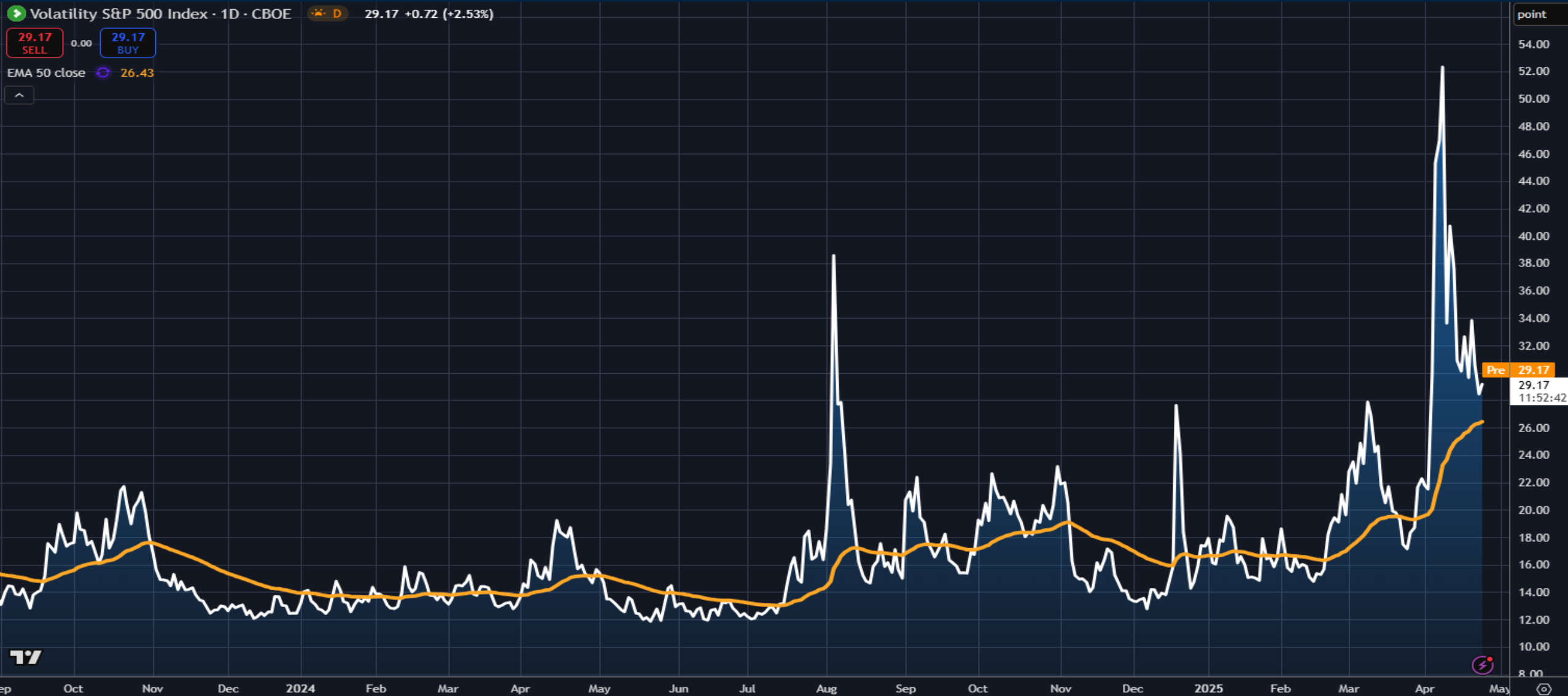
# Talking Charts

Thursday April 24, 2025

# S&P500 Futures



# VIX



# Magnificent Seven ETF



# Russell 2000 Small Cap Index Futures



# US Dollar Index



99.374  
14:22:17

# USD/JPY

U.S. Dollar / Japanese Yen - 1D - FXCM 142.706 -0.686 (-0.48%)

142.705 SELL 1.5 142.720 BUY

EMA 50 close 147.378



JPY

162.000

160.000

158.000

156.000

154.000

152.000

150.000

148.000

146.000

144.000

142.706

142.000

140.000

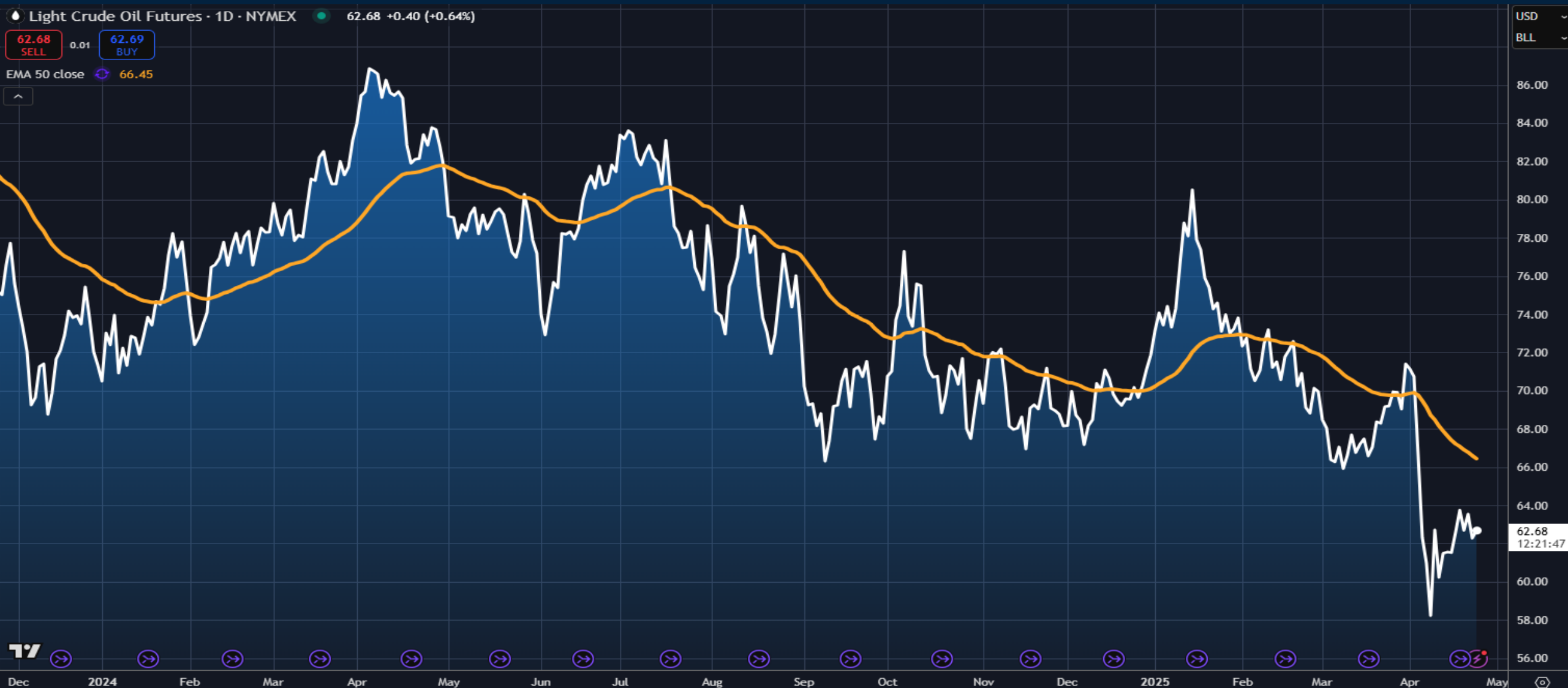
# Bitcoin/USD

Bitcoin / U.S. Dollar - 1D - BITSTAMP 91,833 -1,897 (-2.02%)

91,852 SELL 91,853 BUY  
EMA 50 close 86,258



# Crude Oil Futures (Continuous)



# Gold Futures



# Sprott Physical Uranium



Trade along with Patrick  
**Become a Member Today**

**SIGN UP NOW!**

Have questions?  
[contact@bigpicturetrading.com](mailto:contact@bigpicturetrading.com)



**BIG PICTURE**  
T R A D I N G

# Monthly Membership Includes:

- Daily “Macro Outlook” video
- Watch Patrick analyze and demonstrate trades LIVE during “Where’s the Trade”
- Daily LIVE Q&A
- Weekly position summary
- Hours of FREE educational videos and bootcamps
- Access to members only LIVE webinars

**SIGN UP NOW!**

