

A man with short brown hair, wearing a blue suit jacket over a white shirt, is seated with his hands clasped in front of him. He is looking directly at the camera with a neutral expression. The background is a vibrant blue with abstract, flowing lines and faint, semi-transparent financial data points, including numbers like '2045', '16.200', and percentages like '1.55%' and '1.63%'.

# Talking Charts

Thursday March 20, 2025

# S&P500 Futures



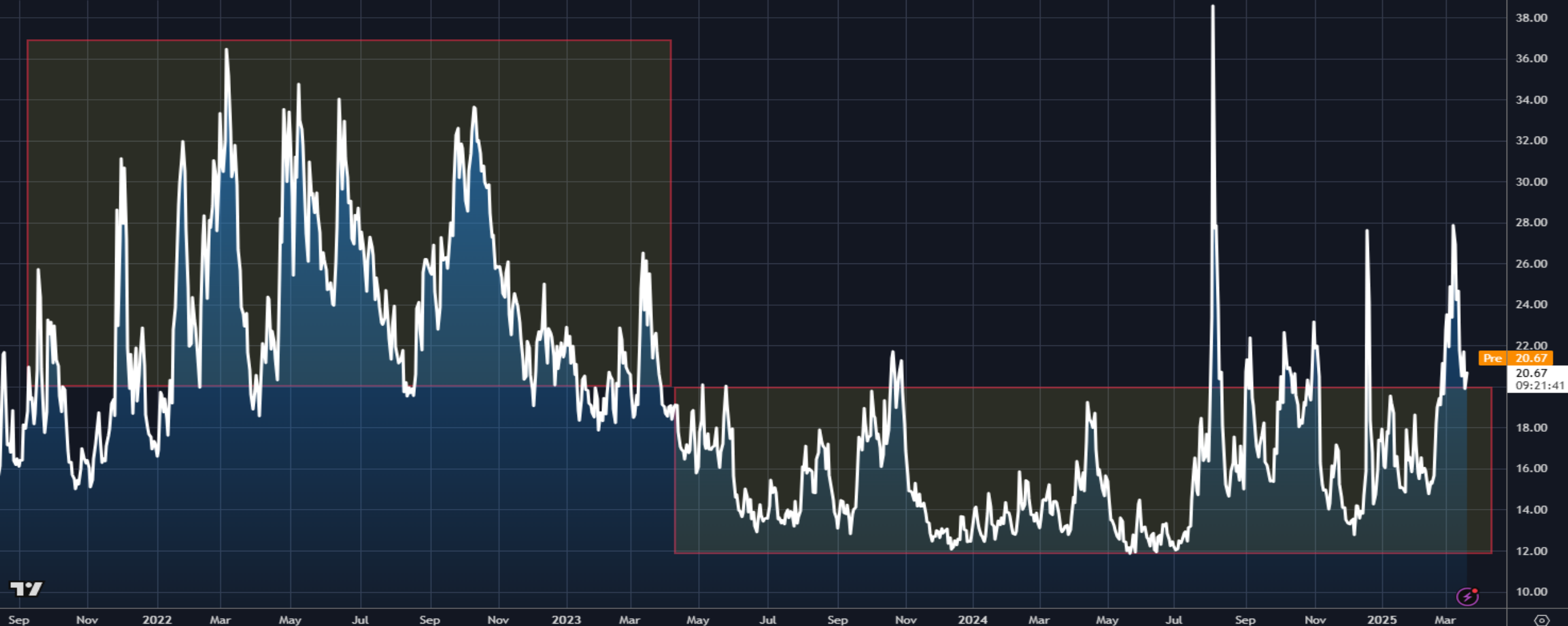
# VIX

Volatility S&P 500 Index - 1D - CBOE ▲ D 20.67 +0.77 (+3.87%)

20.67  
SELL

0.00

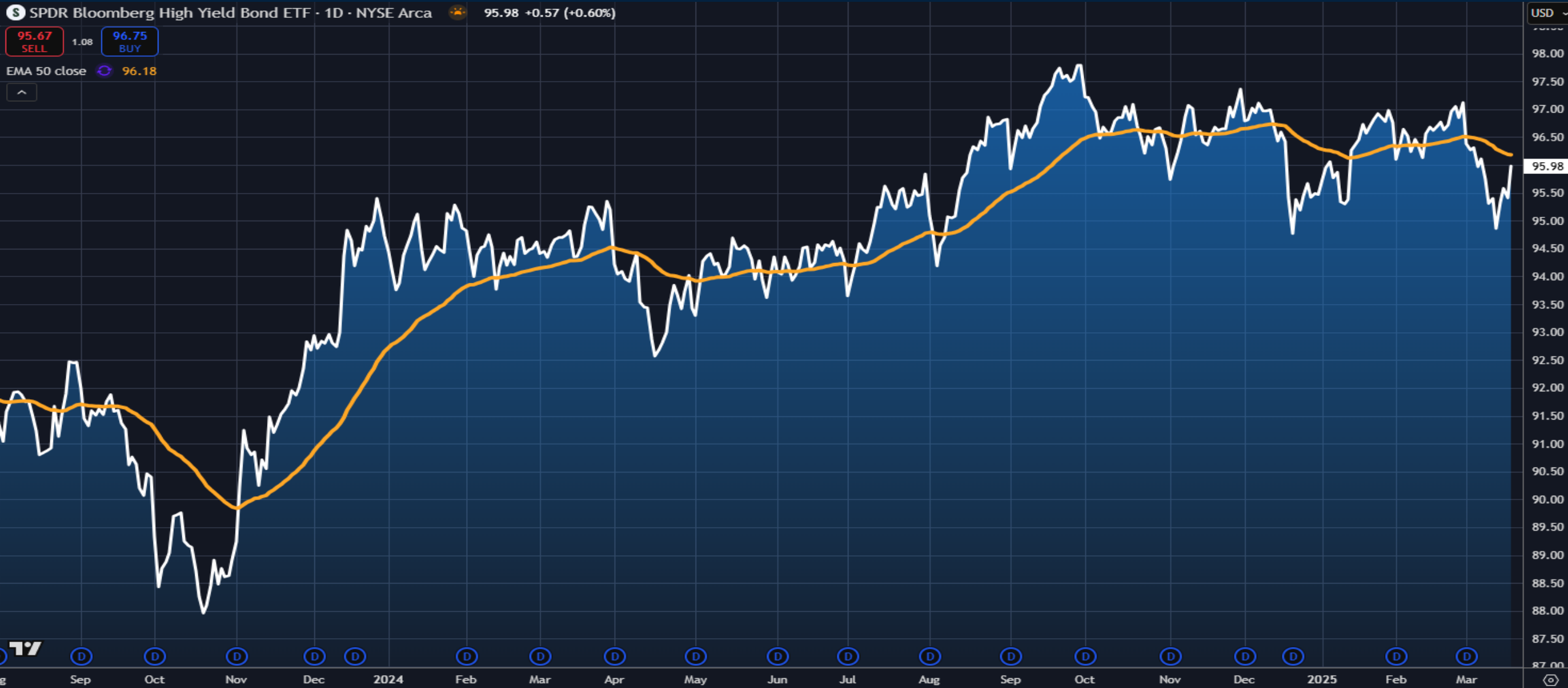
20.67  
BUY



Pre 20.67  
20.67  
09:21:41



# Junk Bond ETF (JNK)



# US Dollar Index



TV

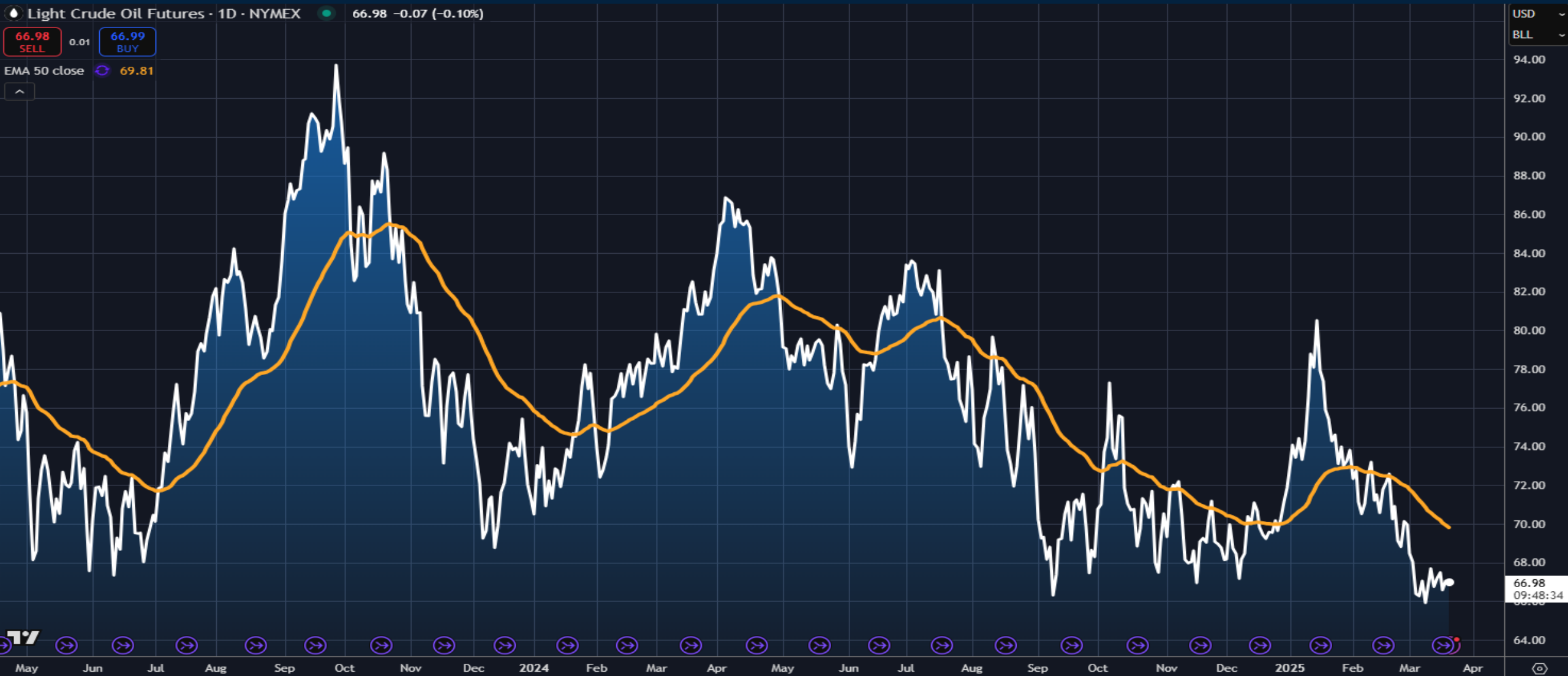


USD

110.000  
109.500  
109.000  
108.500  
108.000  
107.500  
107.000  
106.500  
106.000  
105.500  
105.000  
104.500  
104.000  
103.500  
103.000  
102.500  
102.000  
101.500  
101.000  
100.500  
100.000  
99.500  
99.000

103.925  
11:49:20  
103.500

# Crude Oil Futures (Continuous)



# Gold Futures



USD  
apoz  
3,038.6  
09:47:57

# Sprott Physical Uranium



# Copper Futures



# T-Bond Futures





# STUCK IN A LOSING TRADE?

Discover How To Fix it  
With Options Strategies *That Work!*

Missed Last Week's Webinar?  
Register and watch the recording NOW!

[Watch Here NOW!](#)

