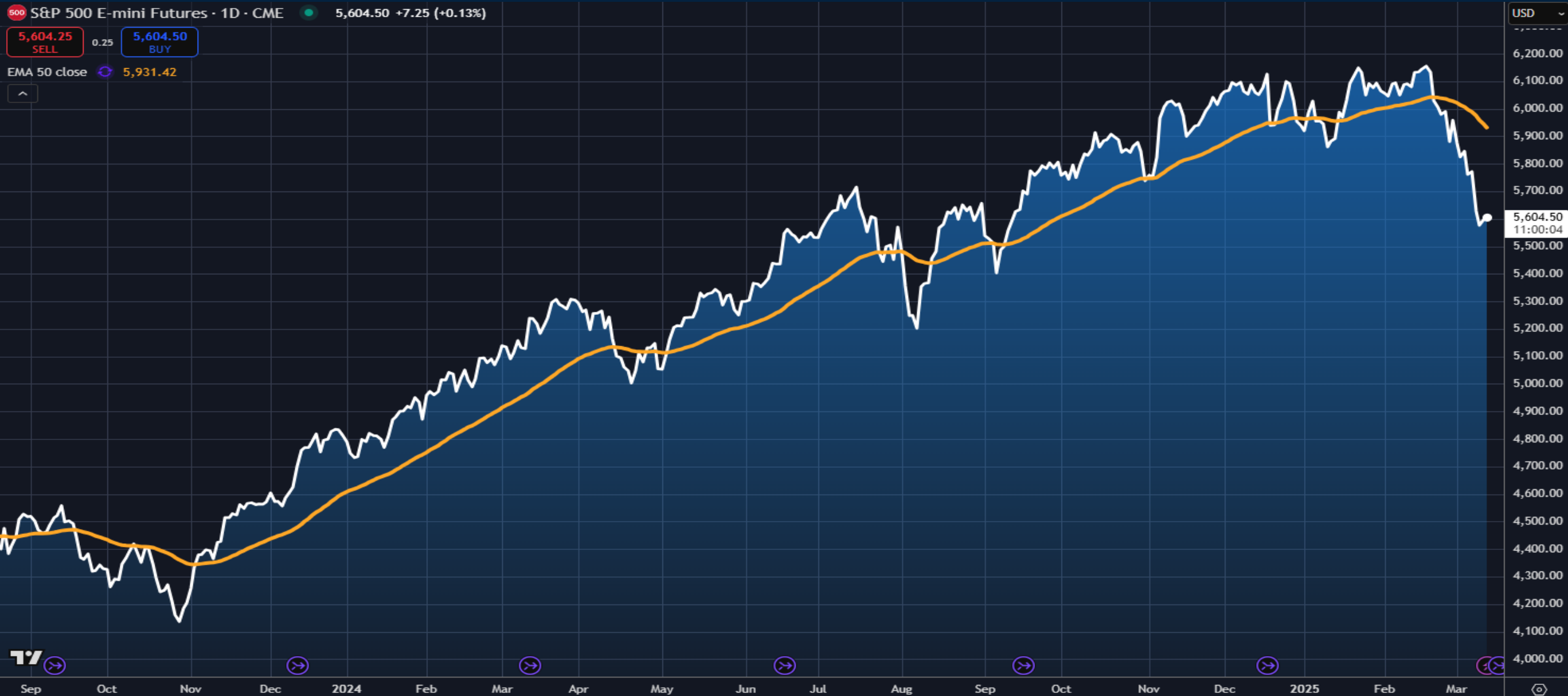


A man with short brown hair, wearing a blue suit jacket over a white shirt, is seated with his hands clasped in front of him. He is looking directly at the camera with a neutral expression. The background is a vibrant blue with abstract, flowing lines and faint, semi-transparent financial data points, including numbers like '2045', '16.200', and percentages like '1.63%'.

# Talking Charts

Thursday March 13, 2025

# S&P500 Futures



USD

5,604.50  
11:00:04



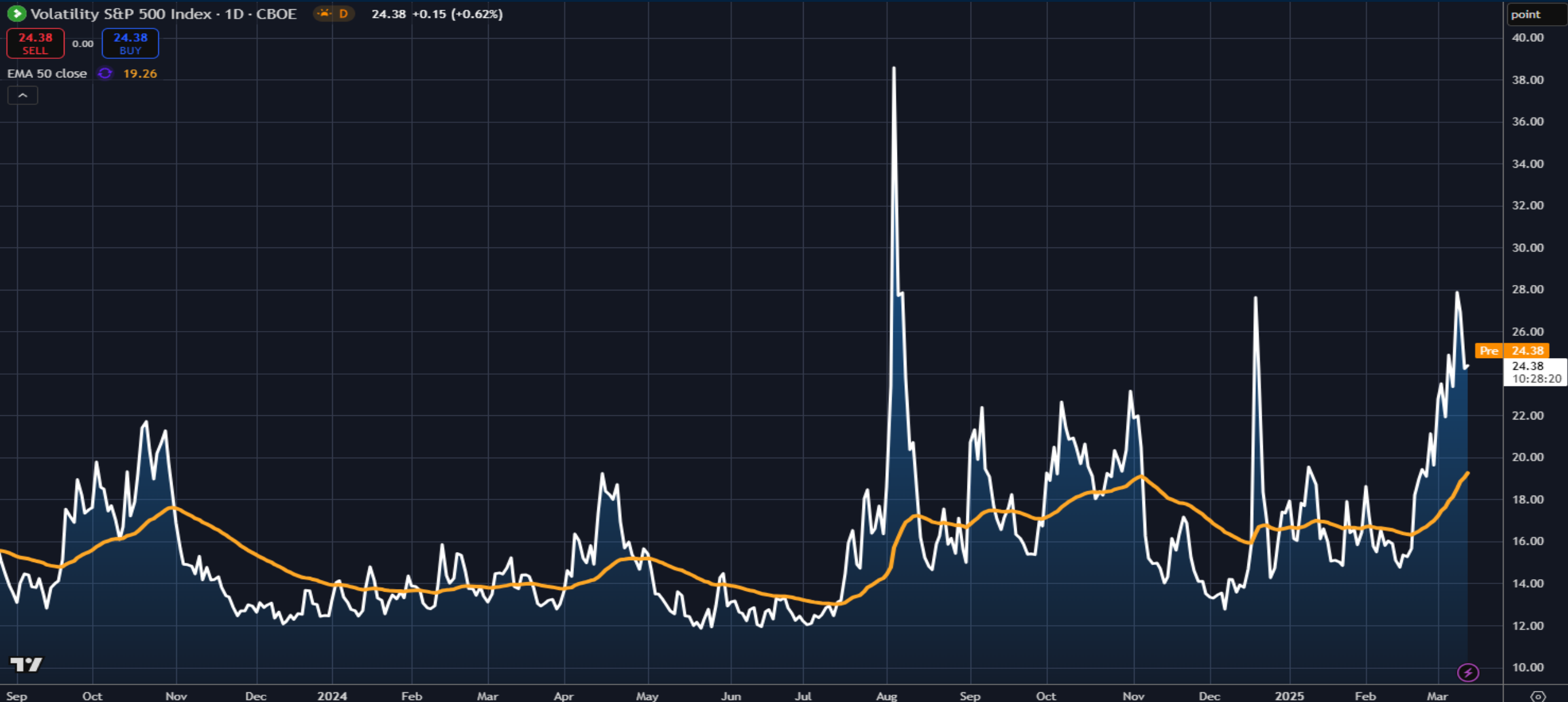
# Magnificent Seven ETF (MAGS)



# VIX

Volatility S&P 500 Index · 1D · CBOE ▲ D 24.38 +0.15 (+0.62%)

24.38  
SELL 0.00 24.38  
BUY  
EMA 50 close 19.26



Pre 24.38  
24.38  
10:28:20



# US Dollar Index



# Crude Oil Futures (Continuous)



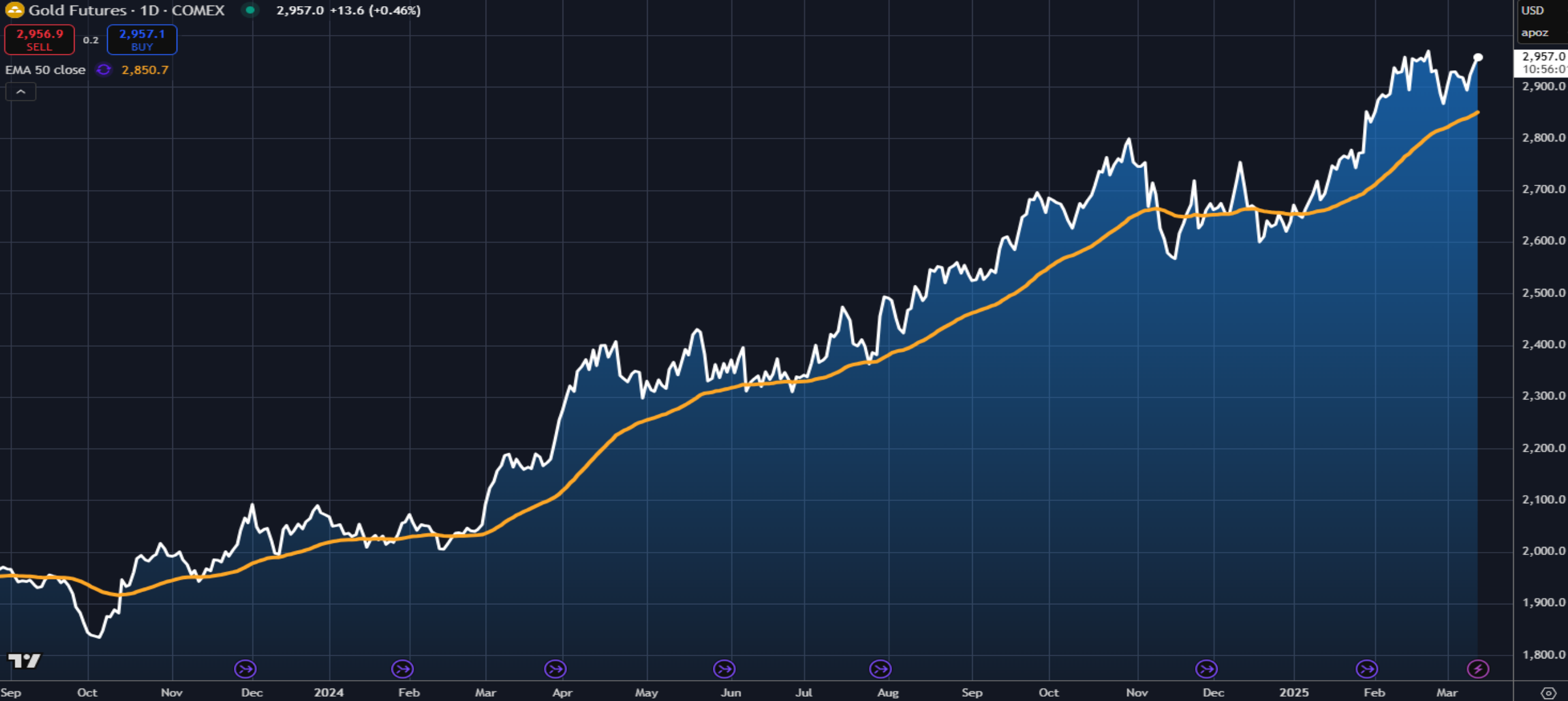
# 12 Month Natural Gas Fund (UNL)



# Gold Futures

Gold Futures - 1D - COMEX 2,957.0 +13.6 (+0.46%)

2,956.9 SELL 0.2 2,957.1 BUY  
EMA 50 close 2,850.7



USD  
apoz  
2,957.0  
10:56:01  
2,900.0  
2,800.0  
2,700.0  
2,600.0  
2,500.0  
2,400.0  
2,300.0  
2,200.0  
2,100.0  
2,000.0  
1,900.0  
1,800.0

# Sprott Physical Uranium



# Copper Futures





# STUCK IN A LOSING TRADE?

Discover How To Fix it  
With Options Strategies *That Work!*

*Join Patrick Ceresna for a FREE LIVE webinar  
Tuesday March 18th, 2025 at 4:00pm ET*

[Register Here FREE!](#)

